

Automotive Tools & Equipment

Contents

IMPACT WRENCHES	2 - 3
IMPACT SOCKETS	4
AIR TOOLS	5 - 6
AIR COMPRESSORS & ACCESSORIES	7 - 8
AIR HOSE & ACCESSORIES	9 - 10
NITROGEN GENERATION	11
AIR CONDITIONING SERVICE	12
FLUID SERVICE	13 - 16
AUTOMOTIVE DIAGNOSTICS	17
LEAK TESTERS & ELECTRICAL	18
TPMS TOOLS & ACCESSORIES	19 - 21
TIRE CHANGERS & ACCESSORIES	22 - 28
MOTORCYCLE TIRE CHANGERS & BALANCERS	29
WHEEL BALANCERS & ACCESSORIES	30 - 34
TIRE VALVES	35
TIRE REPAIR & SERVICE	36-38
WHEEL SERVICE TOOLS	39 - 40
TRUCK/HD TIRE SERVICE	40 - 45
JACKS & LIFTING ACCESSORIES	46 - 48
TRANSMISSION JACKS	49
WHEEL & POWERTRAIN LIFTS	50
VEHICLE LIFTS	51 - 57
ALIGNMENT SYSTEMS & ACCESSORIES	58 - 59
BRAKE LATHE	60 - 61
SHOP NECESSITIES	61 - 66
TIRE STORAGE & HANDLING	67

IMPACT WRENCHES

231HA-2 IMPACT WRENCH

- 1/2" Drive, 2" Anvil, 590 (R) ft lbs
- **Standard anvil (231HA) also available**
- Weight: 231HA-2 - 6.1 lb / 231HA - 5.8 lb
- The 231HA-2 is the standard of the industry in tire service
- Pressure-fed lubrication system
- Adjustable power regulation
- Handle exhaust



7736-2 IMPACT WRENCH

- 1/2" Drive, 2" Anvil, 670 (R) ft lbs
- **Standard anvil (7736) also available**
- Weight: 7736-2 - 6.4 lb / 7736 - 6.0 lb
- Replacing the 7733 series, the 7736 offers increased output
- Twin hammer mechanism
- Handle exhaust



7748-2 IMPACT WRENCH

- 1/2" Drive, 2" Anvil, 920 (R) ft lbs
- **Standard anvil (7748) also available**
- Weight: 7748-2 - 5.1 lb / 7748 - 4.6 lb
- Side to side forward / reverse control
- Teasing trigger for easy bolt starting
- Twin hammer clutch
- Handle exhaust



2135QXPA-2 IMPACT WRENCH

- 1/2" Drive, 2" Anvil, 780 (R) ft lbs
- **Standard anvil (2135QXPA) also available**
- Weight: 2135QXPA-2 - 4.3 lb / 2135QXPA - 4.0 lb
- Same performance as the 2135 series, but with an aluminum hammer case
- Quiet - sound level of 91 dBA
- Handle exhaust



212 IMPACT WRENCH

- 3/8" Drive, 150 ft lbs
- Weight: 2.9 lb
- Single hammer impact mechanism
- Pistol-style, yet extremely compact and lightweight
- Handle exhaust



2115TI-MAX IMPACT WRENCH

- 3/8" Drive, 300 (R) ft lbs
- Weight: 2.5 lb
- Brings IR-Ti series power and light weight to the 3/8" impact category
- Handle exhaust



2115QTIMAX IMPACT WRENCH

- Same great performance as the 2115TiMAX - but quieter - at a sound level of only 93dBA (vs 97 dBA)

W7250 CORDLESS 20 VOLT IMPACT

- 1/2" Drive, 2" Anvil, 780 (R) ft lbs
- **Standard anvil (W7150) also available**
- Weight: W7250 - 6.9 lb / W7150 - 6.8 lb
- Impact kits include the tool, charger and your choice of either 1 or 2 Lithium Ion 3.0 Ah batteries
- **W7250-K1:** 1 battery, 2" anvil kit
- **W7250-K2:** 2 batteries, 2" anvil kit
- **W7150-K1:** 1 battery, std anvil kit
- **W7150-K2:** 2 batteries, std anvil kit
- Full line of tools available using the same batteries and charger



2235TIMAX-2 IMPACT WRENCH

- 1/2" Drive, 2" Anvil, 930 (R) ft lbs
- **Standard anvil (2235TiMAX) also available**
- Weight: 2235TiMAX-2 - 4.9 lb / 2235TiMAX - 4.6 lb
- The 2235Ti builds on the proven 2135Ti design by adding more torque to handle the toughest jobs
- Backed by a two year limited warranty
- Handle exhaust



2235QTIMAX-2 IMPACT WRENCH

- 1/2" Drive, 2" Anvil, 900 (R) ft lbs
- **Standard anvil (2235QTIMAX) also available**
- Weight: 2235QTIMAX-2 - 5.0 lb / 2235QTIMAX - 4.7 lb
- Same great performance as the 2235TiMAX - but quieter - at a sound level of only 89dBA (vs 98 dBA)

231C IMPACT WRENCH

- 1/2" Drive, 600 (R) ft lbs
- Weight: 5.8 lb
- Classic all around use impact, continuously refined since it's introduction over 25 years ago
- Pressure-fed lubrication system
- Adjustable power regulation
- Forward exhaust



2025MAX AIR IMPACT

- 1/2" Drive, 180 (R) ft lbs
- **3/8" Drive (2015MAX) also available**
- Weight: 3.4 lbs
- Offers the power of an impact with the reach and profile of a ratchet
- Head height of under 2", with forward/reverse controls away from the head for more clearance in tight spots
- Reactionless torque



W5130 CORDLESS 20 VOLT IMPACT

- 3/8" Drive, 180 (R) ft lbs
- **1/2" Drive (W5150) also available**
- Weight: 3.6 lb
- Impact kits include the tool, charger and your choice of either 1 or 2 Lithium Ion 1.5 Ah batteries
- **W5130-K1 & W5150-K1:** 1 battery
- **W5130-K2 & W5150-K2:** 2 batteries
- Full line of tools available using the same batteries and charger - 3.0 Ah batteries also work with this impact



261 IMPACT WRENCH

- 3/4" Drive, 1200 (R) ft lbs
- **3" (261-3) and 6" (261-6) anvils also available**
- Weight: 261 - 12.4 lb / 261-3 - 13 lb / 261-6 - 13.7 lb
- Combines compact size, at only 8.8" long, with high output, which makes it perfect for work requiring more than a 1/2" gun
- Jumbo hammer mechanism
- Pressure-fed lubrication system for trouble-free performance and longer life



285B-6 IMPACT WRENCH

- 1" Drive, 6" Anvil, 1475 (R) ft lbs
- **Standard anvil (285B) and 6" spline drive (285BS-6) also available**
- Weight: 285B-6 - 27.8 lb / 285B - 24.6 lb / 285BS-6 - 27.8 lb
- Integral 360° swivel inlet makes kinked hoses a thing of the past
- High efficiency, 6-vane air motor & 3 position power regulator
- Fast Torque - Delivers 1000 ft lbs in 2 seconds
- Bottom exhaust
- Includes protective boot kit



2145Qi-MAX IMPACT WRENCH

- 3/4" Drive, 1350 (R) ft lbs
- **3" (2145Qi-MAX-3) and 6" (2145Qi-MAX-6) anvils also available**
- Weight: 2145 - 7.4 lb / 2145-3 - 8 lb / 2145-6 - 8.7 lb
- Improves on the 2141 with more torque and a more efficient air motor
- Great maneuverability for tight, awkward spaces



7782-6 IMPACT WRENCH

- 1" Drive, 6" Anvil, 1920 (R) ft lbs
- **Standard anvil (7782) and 6" spline drive anvil (7782SP-6) also available**
- Weight: 7782-6 - 25.6 lb / 7782 - 22.2 lb / 7782SP-6 - 25.6 lb
- High performance clutch provides longer life under tough conditions
- High-efficiency motor & 3 position power regulator
- Bottom exhaust directs exhaust way from the operator



259 IMPACT WRENCH

- 3/4" Drive, 1050 ft lbs
- Weight: 8.8 lbs
- Lightest non-composite housing 3/4" drive unit
- Rocking dog impact mechanism
- Handle exhaust
- **Full power thru 3/8" air line - no need to upgrade to 1/2" line**



7780-6 IMPACT WRENCH

- 1" Drive, 6" Anvil, 1550 (R) ft lbs
- **Standard anvil (7780) also available**
- Weight: 7780-6 - 17 lb / 7780 - 15 lb
- Aluminum and composite construction
- Convenient power and reverse controls
- Oil bath twin hammer mechanism
- Integrated protective boot
- Bottom exhaust



IMPACT ACCESSORIES

- Full range of accessories available to protect and maintain your impact
- Protective boots
- Socket retainer sets
- Oil & grease kits
- Motor tune up kits



2190Ti-6 IMPACT WRENCH

- 1" Drive, 6" Anvil, 1650 (R) ft lbs
- **Standard anvil (2190Ti) also available**
- Weight: 2190Ti-6 - 15.5 lb / 2190Ti - 14 lb
- Robust anvil bushing provides long life under heavy shop usage
- Designed specifically for high volume fleet service, the chainsaw-grip handle provides comfortable control



Complete Line of Ingersoll Rand and Chicago Pneumatic available



3/8" IMPACT SOCKET SETS

Model	Type	Contents
SS3012	12 pc STD	5/16" to 1"
SS3012D	12 pc DEEP	5/16" to 1"
SS3113	13 pc STD	7-19mm
SS3113D	13 pc DEEP	7-19mm



1/2" IMPACT SOCKET SETS

Model	Type	Contents
SS4013	13 pc STD	7/16" to 1-1/8", 1-1/4"
SS4013D	13 pc DEEP	7/16" to 1-1/8", 1-1/4"
SS4114	14 pc STD	10-19, 21, 22, 26, 27mm
SS4114D	14 pc DEEP	10-19, 21, 22, 26, 27mm



3/4" IMPACT SOCKET SETS

Model	Type	Contents
SS618	8 pc STD	26, 27, 29, 30, 32, 35, 36, 38mm
SS618D	8 pc DEEP	26, 27, 29, 30, 32, 35, 36, 38mm
SS6014D	14 pc DEEP	3/4" to 1-1/2", 1-5/8"

1" IMPACT SOCKET SETS

Model	Type	Contents
SS808	8 pc STD	7/8" to 1-1/4", 1-1/2"
SS808D	8 pc DEEP	7/8" to 1-1/4", 1-1/2"
SS818	8 pc STD	27, 30, 32, 33, 35, 36, 38, 41mm
SS818D	8 pc DEEP	27, 30, 32, 33, 35, 36, 38, 41mm
SS8205WS	5 pc TRUCK	DP 33mm, 1-1/2", 13/16" Sq, DP TW 1-1/8", 1-1/4"
SS8210HDW	10 pc TRUCK	DP 33mm, 1", 1-3/16", 1-1/2" SPL, 1-3/4", 13/16" Sq, 15/16" Sq, DP TW 1-1/16", 1-1/8", 1-1/4"

SPECIALTY SOCKETS

Model	Description
S412x13FD	1/2" DR Standard Flip, 3/4" x 13/16" - Thinwall
S412x13FTW	1/2" DR Standard Flip, 3/4" x 13/16" - X-Thinwall
S414x15FTW	1/2" DR Standard Flip, 7/8" x 15/16" - Thinwall
S419x21MFD	1/2" DR Standard Flip, 19mm x 21mm - Thinwall
S419x21MFETW	1/2" DR Standard Flip, 19mm x 21mm - X-Thinwall
LT-1240	1/2" DR Flip, 21 x 21.5mm (Chrysler / Dodge)
LT-1250	1/2" DR Flip, 18.5 x 19.5mm (GM & Chrysler)
LT-1260	1/2" DR Flip, 22 x 22.5mm (Chrysler / Dodge)
LT-1270	1/2" DR Flip, 27 x 27.5mm (Range Rover / Land Rover)
S824D	1" DR, 1-1/2" Deep
S833MD	1" DR, 33mm Deep
S835MD	1" DR, 35mm Deep
S841MD	1" DR, 41mm Deep
S824x13BW	1" DR, Budd Wheel, 1-1/2" Hex & 13/16" Square
S81316SQ	1" DR, Budd Wheel, 13/16" Square



**COMPLETE LINE OF CHICAGO PNEUMATIC
IMPACT SOCKETS AVAILABLE**

7835 SOCKET SET

- 1/2" Drive, 5 pc set: 17, 19, 21mm, 13/16" and 7/8"
- Features protective sleeves and internal plastic inserts that prevent scratching of wheels and decorative lug nuts
- Hollow design creates room for removing longer bolts by pushing out plastic insert
- Blow molded case

7807R AIR DRILL

- For service work requiring a compact, low profile angle head
- 1800 rpm, 0.33 hp
- Durable 3/8" Jacobs Multi-Craft chuck
- Reversible, with convenient control
- Comfortable lever throttle



117 AIR HAMMER

- For exhaust system and front end work
- 2000 blows/min, 3.5" stroke
- Long life alloyed steel barrel and heat-treated piston
- Uses .401" diameter chisels



117K AIR HAMMER KIT

117 air hammer w/5 chisels

D5140 CORDLESS 20 VOLT DRILL

- Battery power for ultimate portability
- 1/2" keyless chuck with 16 position clutch
- 0-1900 rpm (high) or 0-500 rpm (low) free speed
- Drill kits include the tool, charger, and your choice of either 1 or 2 Lithium Ion 3.0 Ah batteries
- **D5140-K1:** 1 battery
- **D5140-K2:** 2 batteries
- Full line of tools available using the same batteries and charger



121/Q AIR HAMMER

- Make fast work of body panel crimping and cutting, bushing driving, shearing and general front end work
- 3000 blows/min, 2.3" stroke
- Professional touch trigger for total control
- Long-life tool with a tough one piece barrel
- Easy to maintain, with an "easy out" throttle valve assembly
- Uses .401" diameter chisels



121-K6 AIR HAMMER KIT

121/Q air hammer w/5 chisels & case

7802A / 7802RA / 7802RAKC AIR DRILL

- For general drilling and hole sawing jobs
- 3/8" industrial chuck
- 2000 rpm, 0.5 hp
- Planetary gear reduction balances the load on bearings and gears for increased tool life
- Variable speed throttle
- **7802RA** - Same as 7802A, but reversible
- **7802RAKC** - Same as 7802RA, but has keyless chuck



118MAX AIR HAMMER

- For exhaust work, bolt cutting and front end work
- 2500 blows/min, 3.5" stroke
- Vibration reduced over 30% from standard hammers, with a 15% increase in impact force
- Includes quick change chisel retainer
- Uses .401" diameter chisels



118MAXK AIR HAMMER KIT

118MAX air hammer w/5 chisels & case

7803A / 7803RA / 7803RAKC AIR DRILL

- For drilling, hole sawing, cylinder honing, and any other job that calls for a 1/2" chuck
- 500 rpm, 0.5 hp
- Includes ball and needle bearing construction & double reduction planetary gearing
- Auxiliary side handle
- **7803RA** - Same as 7803A, but reversible
- **7803RAKC** - Same as 7803RA, but has keyless chuck



122MAX AIR HAMMER

- For medium exhaust system, panel cutting and general repair work
- 3500 blows/min, 2.6" stroke
- Vibration reduced over 30% from standard hammers, with a 15% increase in impact force
- Includes quick change chisel retainer
- Uses .401" diameter chisels



122MAXK AIR HAMMER KIT

122MAX air hammer w/5 chisels & case

326 CUT-OFF TOOL

- Good for cutting mufflers, tailpipes, sheet metal, nuts & bolts
- 20,000 rpm with a 2.88" diameter cutter wheel
- Debris shield to protect operator
- Built-in adjustable regulator for speed control



125 AIR NEEDLE SCALER

- Ingersoll Rand needle scalers provide a great way to remove paint, rust, dirt and weld slag while not deforming the surface
- 9 different chisel styles available



311A DUAL ACTION SANDER

- Dual action 6" pad for a swirl free finish
- 12,000 rpm, 0.25 hp
- Built-in adjustable regulator for speed control



327LS LOW SPEED TIRE BUFFER

- 3,000 rpm free speed
- Lever-style tease trigger with lock-off for easy operation and protection against accidental start-up
- Quick change chuck for easy buffing wheel change
- Exhaust hose directs air away from work area and operator
- Convenient hanger - keeps tool within easy reach



327 HIGH SPEED TIRE BUFFER

- 22,000 rpm free speed
- With a powerful 1/2 hp motor, the 327 will make quick work of patchwork and roughing up low areas for recapping, tire scuffing and cleaning tire moldings
- Lever throttle for easy operation
- Rear exhaust keeps air away from you and your work
- 3/8" Jacobs chuck



3445MAX AIR ANGLE GRINDER

- This 4 1/2" air angle grinder combines a unique motor controller for maximum speed under load, with a powerful 12,000 rpm / .88 hp motor to provide plenty of power for rust and material removal
- **5" disc grinder (345MAX) also available**
- Rear exhaust with piped-away option
- Composite grip for improved comfort
- Locking lever with tease throttle



R3130 / R3150 CORDLESS 20 VOLT RATCHET

- Battery power for ultimate portability
- 54 ft-lb maximum torque
- **R3130** - 3/8" drive / **R3150** - 1/2" drive
- Ratchet kits include the tool, charger, and your choice of either 1 or 2 Lithium Ion 1.5 Ah batteries
- **R3130-K1 & R3150-K1**: 1 battery
- **R3130-K2 & R3150-K2**: 2 batteries
- Full line of tools available using the same batteries and charger - 3.0 Ah batteries also work with this ratchet



105D2 / 105D3 AIR RATCHET

- Excellent for body shop repair jobs and light duty work under the dashboard - IR's smallest ratchet at 7.3" long
- 25 ft-lb maximum torque
- **105D2** - 1/4" drive / **105D3** - 3/8" drive
- Lightweight, only 1.4 lbs



AIR DIE GRINDERS

- Choose from aluminum (**307B**) or composite (**308B**) housing
- **307B** - 28,000 rpm, 0.25 hp
- **308B** - 25,000 rpm, 0.33 hp
- For grinding, edge-breaking, deburring, and polishing
- Compact, lightweight, easy to handle
- Safety-lock throttle lever
- Ball bearing construction for durability
- 1/4" and 6mm collets included



307B



308B

AIR ANGLE DIE GRINDERS

- Choose from aluminum (**301B**) or composite (**302B**) housing
- **301B** - 21,000 rpm, 0.25 hp
- **302B** - 20,000 rpm, 0.33 hp
- For grinding, edge-breaking, deburring, and polishing, wherever space is tight
- Compact, lightweight, easy to handle
- Safety-lock throttle lever
- Ball bearing construction for durability
- Precision machined gearing delivers maximum power transfer
- 1/4" and 6mm collets included



301B



302B



107XPA / 1077XPA AIR RATCHET

- Based on the industry's most popular ratchet, this series delivers an extra measure of durability with an advanced head design
- 54 ft-lb maximum torque
- **107XPA** - 3/8" drive / **1077XPA** - 1/2" drive
- Variable speed lever-style throttle
- 360° adjustable exhaust



109XPA / 1099XPA AIR RATCHET

- Optimized gear ratio and airflow for extra performance, coupled with exceptional durability
- 76 ft-lb maximum torque
- **109XPA** - 3/8" drive / **1099XPA** - 1/2" drive
- Variable speed button throttle
- Exclusive IR TwinPawl Plus head design
- 360° adjustable exhaust



- Units ship dry, but include a start up kit with the required oil
- 30 gallon ASME tank
- 45" long x 22" wide x 46" tall
- Engines include an alternator for charging remote battery (battery not included)

Model	Engine	Pump Rpm	Cfm @ 175 psi
2475F14G	14 HP Kohler	1500	25.0
2475F13GH	13 HP Honda	1600	25.0



- Elite units ship wet (ready to run), with an alternator and battery
- 30 gallon ASME tank
- 42" long x 22" wide x 42" tall
- Low pump speed = longer pump life
- CAS Elite reciprocating compressors also include:
 - Air cooled aftercooler
 - Auto tank drain
 - Rubber mounting pads
- 50 gallon tank option available

Model	Engine	Pump Rpm	Cfm @ 175 psi
GH-13-30-E	13 HP Honda	807	23.0
GK-14-30-E	14 HP Kohler	850	24.0



- Units ship wet (ready to run)
- 30 gallon ASME tank
- 42" long x 21" wide x 46" tall
- Rubber mounting pads
- Engines include an alternator for charging remote battery (battery not included)

Model	Engine	Pump Rpm	Cfm @ 175 psi
HGR7-3K	14 HP Kohler	1025	23.2
HGR7-3H	13 HP Honda	1025	23.2



- All of the features of the Elite units above, but adds a generator and arc welder
- 46" long x 26" wide x 42" tall
- Generator output - 5500 watts (41 amps @ 120 volts / 20 amps @ 240 volts)
- Welder output - 250 amps

Model	Engine	Pump Rpm	Cfm @ 175 psi
GH-13-30-E-GW	13 HP Honda	700	19.0
GK-14-30-E-GW	14 HP Kohler	700	19.0





TWO STAGE RECIPROCATING

- Elite units ship wet (ready to run)
- Starter mounted and wired
- CAS Elite units include:
 - Air cooled aftercooler (**except 5 hp**)
 - Low oil level warning light
 - Automatic tank drain
 - Rubber mounting pads



Model	Motor HP	Pump Rpm	Cfm @175 psi	Tank Size / Type	220 Volt Power
5-E-80-E*	5	792	19	80 Gal Horiz / Vert	1 or 3 ph
7-E-80-E*	7.5	894	24	80 Gal Horiz / Vert	1 or 3 ph
7-E-80-E+*	7.5	612	28	80 Gal Horiz / Vert	1 or 3 ph
7-E-120-E+*	7.5	612	28	120 Gal Vert	1 or 3 ph
10-E3-120H-E	10	794	35	120 Gal Horiz	3 ph only
10-E3-120V-E	10	794	35	120 Gal Vert	3 ph only
15-E3-120H-E	15	885	40	120 Gal Horiz	3 ph only
15-E3-120H-E+	15	950	53	120 Gal Horiz	3 ph only

*Part numbers for 5 & 7.5 hp compressors will have the power type and tank type added to what is shown - For example, a 5 hp unit with 3 phase power and vertical tank would be: 5-E3-80V-E

ENCLOSED ROTARY SCREWS

- Designed for high use applications - 100% duty cycle
- Units shipped wet (ready to run)
- Starter mounted and wired
- Air cooled aftercooler
- Automatic tank drain
- Tank mounted sound enclosure
- Base models are compressor and tank only; packaged units include integrated air dryer
- 80 gallon horizontal tanks are standard, 120 gallon available
- Factory pressure settings of 150 or 125 psi



Base Model	Packaged Model	Motor HP	Cfm @150 psi	220 Volt Power	dBA
RS5	RSTAS5	5	16	1 or 3 ph	65
RS7.5	RSTAS7.5	7.5	25	1 or 3 ph	65
RS10	RSTAS10	10	34	3 ph only	68
RS15	RSTAS15	15	50	3 ph only	69



TWO STAGE RECIPROCATING

- Units ship dry, but include start-up kit with the required oil
- Starter mounted and wired
- Packaged units (-P) include:
 - Air cooled aftercooler
 - Low oil level cut-off switch**
 - Automatic tank drain (110V)



Model	Motor HP	Pump Rpm	Cfm @175 psi	Tank Size / Type	220 Volt Power
2475N5-V*	5	1040	17	80 Gal Vert	1 or 3 ph
2475N7.5-V*	7.5	1500	24	80 Gal Vert	1 or 3 ph
2545E10-V	10	1050	35	120 Gal Horiz	3 ph only
2545K10-V	10	1050	35	120 Gal Vert	3 ph only
7100E15-V	15	1100	50	120 Gal Horiz	3 ph only
2475N5-P*	5	1040	17	80 Gal Vert	1 or 3 ph
2475N7.5-P*	7.5	1500	24	80 Gal Vert	1 or 3 ph
2545E10V-P	10	1050	35	120 Gal Horiz	3 ph only
2545K10V-P	10	1050	35	120 Gal Vert	3 ph only
7100E15-P	15	1100	50	120 Gal Horiz	3 ph only

*Part numbers for 5 & 7.5 hp compressors will have the power type added to what is shown: -1 for single phase, -3 for 3 phase
 **Fully packaged 10 HP units do not include the low oil level cut-off switch

REFRIGERATED AIR DRYERS

- Removes moisture and protects tools & equipment
- Use with packaged compressors that have an air cooled aftercooler – for non-packaged units, add 25% capacity to dryer
- Dryers rated at 100° F - if inlet or ambient temperature is higher, a larger dryer may be required
- 110V Power



Model	Cfm Rating
D42IN	25
D54IN	32
D72IN	42
D108IN	64
D144IN	85
D180IN	106



AIR TREATMENT

- Clean, dry air is essential for air powered equipment and tools to run properly and have the lifespan you expect
- Complete filter / regulator / lubricator setups available with either standard filter / regulator, or with a piggyback filter / regulator
- **Filters** - Remove both water and trash from the air down to 5 microns
- **Regulators** - Most air tools are rated for 90 psi - if you are running more than that you will be shortening the life of your tools
- **Lubricators** - Dispense air tool oil automatically - use on air lines that will not be used with paint spray equipment - these should be near the point of use so the oil gets to the tool and does not stay in the line
- All units listed have metal bowls with a sight glass, automatic drains on the filters, and 140 psi pressure gauges on the regulators



C38341-811

C38341-611

1/4" NPT (1.540" OD Pipe) 3/8" NPT (.675" OD Pipe) 1/2" NPT (.840" OD Pipe) 3/4" NPT (1.05" OD Pipe) 1" NPT (1.315" OD Pipe)


Filter / Regulator (w/gauge) / Lubricator (FRL)				
C38221-811	C38331-811	C38341-811	C38351-811	C38461-811
Piggyback Filter / Regulator (w/gauge) / Lubricator (FR+L)				
C38221-611	C38331-611	C38341-611	C38351-611	C38461-611
Piggyback Filter / Regulator (w/gauge)				
P39224-614	P39334-614	P39344-614	P39354-614	P39464-614
Filter				
F35221-411	F35331-411	F35341-411	F35351-411	F35461-411
Lubricator				
L36221-110	L36331-110	L36341-110	L36351-110	L36451-110
Regulator w/gauge				
R37221-600	R37331-600	R37341-600	R37351-600	R37461-600

INFLATOR GAUGES

Model	Description
101	Brass bar, 12" hose, dual foot chuck, 10-120 lb
180	Sight glass, 12" hose, dual foot chuck, 10-120 lb
17-870	Sight glass, 72" hose, dual foot chuck, bleeder valve, 10-120 psi
I-515-6	Dial, 72" hose, clip on chuck, bleeder valve, 0-170 psi
I-530-6	Dial, 72" hose, dual foot tilt lock chuck, bleeder valve, 0-170 psi
I-450-6	Digital, 72" hose, clip on chuck, bleeder valve, 0-150 psi



I-515-6



180

101



I-450-6

AIR HOSE REELS

- Low pressure (300 psi) for air, water & antifreeze
- Powder coated steel construction



- Single side support
- **JD-3850:** 3/8" ID x 50'
- **JD-1250:** 1/2" ID x 50'



- Single (SL) or dual (PL) side support
- **RH-33SL:** 3/8" ID x 33'
- **RH-50SL:** 3/8" ID x 50'
- **RH-50PL:** 3/8" ID x 50'



- Dual side support
- **760:** 3/8" ID x 50'
- **761:** 1/2" ID x 50'

RUBBER AIR HOSE


- Heavy duty, non-kink, reinforced hoses
- **3 sizes / lengths available:**
GYR3825: 3/8" ID x 25', 1/4" NPT ends
GYR3850: 3/8" ID x 50', 1/4" NPT ends
GYR1250: 1/2" ID x 50', 1/2" NPT ends
 * 3/8" hoses may be either red or yellow



AIR HOSE & ACCESSORIES


AIR GAUGES

Model	Description
17-1045BC	10-150 psi, dual foot straight-on (2 sided bar), black
17-1045C	10-150 psi, dual foot straight-on (2 sided bar), chrome
17-1313C	10-150 psi, dual foot (2 sided bar), chrome
17-909C	1-20 psi, pencil style
17-910C	10-50 psi, pencil style
17-911C	20-120 psi, pencil style
17-912C	10-75 psi, pencil style



AIR CHUCKS

Model	Description
17-6568BC	Dual foot straight-on tilt lock, closed - 1/4" NPT, black
17-6568C	Dual foot straight-on tilt lock, closed - 1/4" NPT, chrome
17-504	Straight type with clip, open - barbed
17-504C	Straight type with clip, closed - barbed
17-504F	Straight type with clip, open - 1/4" NPT
17-504FC	Straight type with clip, closed - 1/4" NPT



LARGE BORE SERVICE

Model	Description
17-685	Air gauge, 10-150 psi, swivel foot (4 sided bar), chrome
17-687	Air chuck, lock-on type, long - 1/4" NPT

AIR HOSE COUPLERS & NIPPLES

	1/4" Male Coupler	1/4" Male Nipple	1/4" Female Coupler	1/4" Female Nipple
ARO				
	Rema 2131 Milton 776 G31 17-347 Tru-Flate 13-324 Amflo C-37 Dill ---	Rema 2231 Milton 777 G31 17-221 Tru-Flate 12-324 Amflo CP-37 Dill 8891	Rema 2132 Milton 775 G31 17-342 Tru-Flate 13-334 Amflo C-38 Dill 8888	Rema 2232 Milton 778 G31 17-231 Tru-Flate 12-334 Amflo CP-38 Dill 8889
	INDUSTRIAL			
Rema 2139 Milton 716 G31 17-332 Tru-Flate 13-224 Amflo C-21 Dill 103		Rema 2239 Milton 727 G31 17-222 Tru-Flate 12-224 Amflo CP-21 Dill 110	Rema 2140 Milton 715 G31 17-322 Tru-Flate 13-234 Amflo C-20 Dill 102	Rema 2240 Milton 728 G31 17-232 Tru-Flate 12-234 Amflo CP-20 Dill 109
TRU-FLATE				
	Rema 2121 Milton 786 G31 17-336 Tru-Flate 13-124 Amflo C-1 Dill D-12	Rema 2221 Milton 783 G31 17-224 Tru-Flate 12-124 Amflo CP-1 Dill D-2C	Rema 2122 Milton 785 G31 17-326 Tru-Flate 13-134 Amflo C-2 Dill D-13	Rema 2222 Milton 784 G31 17-234 Tru-Flate 12-124 Amflo CP-2 Dill D-3C
	Rema 2155 Milton 1816 G31 17-364 Tru-Flate 13-705 Amflo C-9 Dill D-16	Rema 2255 Milton 1817 G31 17-263 Tru-Flate 12-704 Amflo CP-9 Dill D-2F	Rema 2156 Milton 1815 G31 17-363 Tru-Flate 13-712 Amflo C-10 Dill D-17	Rema 2256 Milton 1818 G31 17-264 Tru-Flate 12-712 Amflo CP-10 Dill D-3F

Why Nitrogen?

The air we breathe is 78% Nitrogen / 21% Oxygen / 1% Other, and includes many impurities.

- Nitrogen molecules are larger than oxygen molecules - they do not diffuse through tires as easily, so tires will stay properly inflated longer, enhancing fuel economy and driving safety
- Nitrogen is an inert gas - it disperses heat more quickly than air, so tires will run cooler and extend tread life
- The Nitrogen generation process filters the gas through 2 filters - Nitrogen in the storage tank is free of dirt, oil & water, minimizing tire and wheel oxidation

For years, Nitrogen has been used to fill tires of aircraft, race cars & mining / construction equipment. Nitrogen has long been known to be superior for tire inflation.



- Operates via compressed air, no electricity required
- Air input required (in cfm) is approximately twice the cfm output of nitrogen
- Purity level adjustable from 95% to 99.9%
- 5 year warranty on membrane
- Utilizes a water separator and (1) filter for clean dry N₂
- Comes standard with a 30 gallon tank
- Includes vouchers for 5 years of free filters (based on normal change interval of twice a year)
- Filter pn: **05.0062**, set of 2



- Generator operates via compressed air, but 110v power is required for auto inflator
- Air input required (in cfm) is approximately twice the cfm output of nitrogen
- Purity level adjustable from 95% to 99%
- Nitrogen via PSA technology - no membrane
- Twin inlet filters for clean dry N₂
- Optional 30 gallon storage tank: **E-170-T**
- 3 year warranty
- Filter pn: **1005**, each

MOBILE GENERATORS W/AUTO INFLATOR

MODEL	485 / 475	685 / 675
N ₂ Output (95%)	4.0 cfm @ 150 psi	8.0 cfm @ 150 psi
Dims (D x W x H)	33" x 27" x 46"	33" x 27" x 46"
Weight (lbs)	450 / 360	470 / 380

Mobile units available with hose reels (485 / 685), or with standard hoses (475 / 675); 4 hose reels or 4 hoses included, up to 6 may be used at once

MOBILE GENERATORS W/AUTO INFLATOR

MODEL	E-135	E-160	E-170
N ₂ Output (95%)	3.0 cfm @ 100 psi	6.0 cfm @ 160 psi	13.5 cfm @ 160 psi
Dims (D x W x H)	23" x 18" x 50"	24" x 28" x 52"	24" x 28" x 52"
Weight (lbs)	157	320	465

E-160 & E-170 Units include 4 hoses; up to 6 may be used at once
E-135 comes with 1 hose


STATIONARY UNITS ALSO AVAILABLE WITH 60-240 GALLON TANKS AND OPTIONAL AUTO INFLATOR CART

NITROGEN ANALYZERS

- Handheld % analyzer with tire chuck, fitting & tube
- Confirm for your customer that he has nitrogen in his tires
- Available from Branick as pn **90** (shown), Nitrofill as pn **637**



NITROGEN POINT OF SALE ITEMS AVAILABLE FROM BOTH BRANICK AND NITROFILL - BROCHURES, DECALS, BANNERS, ETC -



ChromeCapH
Chrome plated plastic w/green end (100 box)



GreenCap
Green plastic w/rubber seal (1,000 bx)



GreenO-Ring (17-489)
Fits under standard cap to indicate nitrogen in tires (100 bx)

AUTOMOTIVE REFRIGERANT

- **R134a** - Current refrigerant used in most cars; replaced R12 in the mid 90's
- **R1234yf** - Refrigerant slated to eventually replace R134a; Europe will require it by 2017; some domestic vehicles have already converted
- Each type of refrigerant requires a different recycling machine
- Hybrid vehicles have compressors driven by an electric motor instead of a belt - this system uses a special oil, and cross contamination with standard a/c oil will ruin the system - a hybrid certified recycler will not have oil injection, and will typically be designated with an "H" on the model number

ROBINAIR



34788NI

34788NI RECOVERY MACHINE

- R134a refrigerant - fully automatic operation
- Builds on the performance of the 34788 series with added efficiency, automatic oil injection & system flush
- Optional printer, refrigerant identifier & wireless capability
- Machine monitors refrigerant level to let the user know when it is time to change the tank
- Automatic air purge
- Automatic oil drain display reminds user to replace the correct amount of oil
- Filter monitor - when 2/3 life is gone, user notified
- 115VAC - 60 Hz
- Onboard 30 lb tank
- Dimensions: 44" H x 34" W x 23" D
- Weight: 235 lbs

34288

Semi-automatic version of the 34788 - does not have the added features of the 34788NI

34788NI-H

Hybrid certified version of the 34788NI

34988

Adds a printer

AC1234-6

- Same features as 34788NI, but for R1234yf
- Adds refrigerant identifier
- Compliant with SAE J2843

34724: Replacement filter - must change every 150 lbs

REFRIGERANT DATABASE

- **34411-E** - For use with Robinair 34988 / 34788 machines - data for vehicles from 1995-2015
- **34412** - For use with Robinair 34788NI machines - data for vehicles from 1997-2014
- Plug in cards have refrigerant and oil charge capacity information for vehicles using R134a

MAHLE



ACX1180

ACX1180 RECOVERY MACHINE

- R134a refrigerant - fully automatic operation
- The ArcticPRO™ ACX-1180 establishes a new productivity benchmark for all A/C refrigerant handling machines
- Machine monitors refrigerant level to let the user know when it is time to change the tank
- Automatic air purge
- Filter monitor - warns user of upcoming service
- 120VAC - 60 Hz
- Onboard 30 lb tank
- Dimensions: 40" H x 23" W x 33" D
- Weight: 220 lbs

ACX1180H

Hybrid certified version of the ACX1180

ACX1180C

Adds a printer, system flush & 3 temperature sensors - hybrid certified

ACX1280

- Same features as ACX1180, but for R1234yf
- Adds refrigerant identifier
- Compliant with SAE J2843

360-82133-00: Replacement filter - must change every 150 lbs

FLO-DYNAMICS



FLO1000

FLO1000 RECOVERY MACHINE

- R134a refrigerant - fully automatic operation
- Fast, efficient recovery and recycling
- Large display provides menu-driven operation and service status with multilingual readout
- **Can be used with hybrid systems if oil bottle is removed & system cleaned per manual**
- Automatic air purge
- Filter monitor displays % of filter left
- 110 VAC - 60 Hz
- Onboard 50 lb tank
- Dimensions: 42" H x 22" W x 25" D
- Weight: 180 lbs

FLO1234

- Same features as FLO1000, but for R1234yf
- Compliant with SAE J2843

ARXF5: Replacement filter - must change every 150 lbs

REFRIGERANT IDENTIFIERS AND LEAK DETECTORS ALSO AVAILABLE



COOLANT EXCHANGERS

- Coolant exchangers come in two basic styles, **PRESSURE** type and **VACUUM** type
- **PRESSURE** type exchanges a higher % of coolant (85 - 95%), but requires more time, and a radiator hose must be removed
- **VACUUM** type exchanges less coolant (50 - 60%), but is simpler and faster, and can be done thru the radiator fill cap
- Some machines can be used either way, depending on what is needed

MCX-1

- Pressure Type
- Multiple Coolant Exchange (MCX) System for simple, rapid switching from traditional green antifreeze to Dex-Cool™ or others
- Comes with universal adapter kit
- Fluid tanks
New: 2 x 7.5 gallon
Waste: 15 gallon
- 12V DC power
- Dimensions: 45"H x 38"W x 22.5"D
- Shipping weight: 121 lbs

MCX-2

Adds pressure test capability



75700



- Pressure Type
- 10 minute exchange process
- "Engine off" feature removes pulleys, belts, and fan blades from the safety equation
- Vacuum mode allows the technician to safely remove high pressure in a hot system
- System leak check
- Comes with universal adapter kit
- Fluid tanks
New: 2 x 7 gallon
Waste: 15 gallon
- Shop air powered (90-120 psi)
- Dimensions: 47"H x 26"W x 33"D
- Shipping weight: 180 lbs



C-VAC3

- Pressure / Vacuum Type
- Two machines in one - exchange fluid quickly with the vacuum process, or do a complete flush and exchange
- Cooling system pressure test capability
- Comes with universal adapter kit
- Fluid tanks
New: 2 x 7 gallon
Waste: 8 gallon
- 12V DC & shop air powered (90-120 psi)
- Dimensions: 52"H x 23"W x 27"D
- Shipping weight: 176 lbs



VACFILL3

- Vacuum Type
- Simple process drains and fills thru the radiator cap
- Comes with universal adapter kit
- Fluid tanks
New: 2 x 7 gallon
Waste: 8 gallon
- Shop air powered (90-120 psi)
- Dimensions: 48.5"H x 23"W x 27"D
- Shipping weight: 160 lbs



VCX-1

- Vacuum Type
- Simple extraction and fill process - connect shop air, insert cone adapter, select process and go
- Comes with universal adapter kit
- Fluid tanks: New: 5 gallon / Waste: 5 gallon
- Shop air powered (90-120 psi)
- Dimensions: 63"H x 28"W x 22.5"D
- Shipping weight: 130 lbs

VCX-4

- Fluid tanks: New: 3 x 5 gallon / Waste: 5 gallon
- Dimensions: 63"H x 28"W x 29"D
- Shipping weight: 200 lbs



VCX-1

03070 ENGINE COOLANT TEST STRIPS

- For use with all engine coolants
- Lets the customer know the condition of his coolant
- Contains 70 test strips

POWER STEERING FLUID EXCHANGER

PSX2000

- Replaces up to 95% of the old power steering fluid in less than 8 minutes
- Clear hoses for visual confirmation of new and used fluid movement
- Dual pumps drain & refill power steering system through the system's reservoir
- Fluid tanks
New: 2 quart
Waste: 2 quart
- 12V DC power
- Dimensions: 20"H x 10.5"W x 9"D
- Shipping weight: 10 lbs



TRANSMISSION FLUID EXCHANGERS

ATX-2+B

MAHLE

- Fully automatic operation
- Exchanges fluid using the vehicle cooler lines
- Machine notifies user when process is complete
- Comes with cooler line adapter set*
- Fluid tanks
 - New: 6.5 gallon
 - Waste: 6.5 gallon
- 12V DC power
- Dimensions: 45"H x 28.8"W x 26.5"D
- Shipping weight: 158 lbs

ATX-2+B-PS3

Adds PSX-3 power steering flush unit

ATX-3+B

Adds capability to exchange fluid through the dipstick tube



92500

ROBINAIR

- Fully automatic operation
- Exchanges fluid through the vehicle cooler lines, the dipstick tube, or a combination of the two
- Top off feature - adds fluid in 1/10 quart increments
- Unit cannot be hooked up backwards
- Comes with cooler line adapter set*
- Fluid tanks
 - New: 8 gallon
 - Waste: 8.5 gallon
- 12V DC power
- Dimensions: 52"H x 33"W x 20"D
- Shipping weight: 158 lbs



TS-410LCD

FLO-DYNAMICS

- Fully automatic operation
- Exchanges fluid using the vehicle cooler lines
- Large 2.5 gpm pump performs fast exchanges
- Four capacity selections (4,12,16 & 20 quart) allow for specified amounts of fluid to be pumped through the transmission
- Comes with cooler line adapter set*
- Fluid tanks
 - New: 6 gallon
 - Waste: 6 gallon
- 12V DC power
- Dimensions: 39"H x 24.8"W x 25"D
- Shipping weight: 95 lbs

TSD-450LCD

Adds capability to exchange fluid through the dipstick tube



PROMAX40

FLO-DYNAMICS

- Fully automatic operation
- Exchanges fluid using the vehicle cooler lines
- Large 2.5 gpm pump performs fast exchanges
- Fully interactive LCD menu
- Integrated battery tester
- Four capacity selections (4,12,16 & 20 quart) allow for specified amounts of fluid to be pumped through the transmission
- Includes both standard cooler line & Allison adapter sets*
- Fluid tanks
 - New: 10 gallon
 - Waste: 10 gallon
- 12V DC power
- Dimensions: 43"H x 23"W x 26"D
- Shipping weight: 140 lbs



*Additional vehicle specific adapters available

BRAKE FLUID EXCHANGERS



FLO-DYNAMIC

BRAKEMATE

- Fully interactive control panel
- Ergonomically correct working height
- Comes with universal adapter kit
- Fluid tanks:
 - New: 5 quart
 - Waste: 20 quart
- 12V DC power
- Dimensions: 39"H x 17"W x 26"D
- Shipping weight: 70 lbs

MAHLE

BFX-2

- Fast, simple, and user-friendly - complete fluid exchange in only 5-10 minutes
- Comes with universal adapter kit
- Fluid tanks:
 - New: 4 quart
 - Waste: 20 quart
- 12V DC power
- Dimensions: 49"H x 20"W x 22"D
- Shipping weight: 120 lbs



03065 MULTI-FLUID TEST STRIPS

- For use with transmission, engine, differential, brake & power steering fluids
- Lets the customer know the condition of his fluids and whether it is time to get them changed
- Contains 100 test sheets; 6 tests per sheet

GAS CADDIES



FC-25GC

- 25 gallon steel tank
- Heavy duty, UL listed cast iron pump with carbon vanes (rebuildable pump)
- Two-way operation for either siphoning or dispensing
- 1 gallon for every 12 revolutions
- 10" tires
- Fill level gauge
- Ground wire and clamp
- Weight: 95 lbs
- **Meets OSHA guidelines - UL listed and approved**



FC-25PFC

- 25 gallon cross-linked polyethylene tank
- Gravity feed
- 10" pneumatic tires allow for easy movement
- Optional pump kit - **FC-PRK13**
- Weight: 41 lbs



All pumps come with telescoping suction tube for use in 15-55 gallon drums

8070 ROTARY PUMP

- For petroleum based fluids (<50wt)
- Cast iron construction
- Output: 6-8 oz per turn

8075 ROTARY PUMP

- For water based fluids & antifreeze
- Polypropylene construction
- Output: 8 oz per turn

8071 ROTARY PUMP

- For petroleum based fluids (<50wt)
- Aluminum construction
- Output: 32 oz per turn

8080 LEVER PUMP

- For high viscosity petroleum based fluids (>50wt)
- Output: 10 oz per stroke



PNEUMATIC OIL SYSTEMS

- Includes 3:1 pneumatic pump, drum cover, oil hose and oil delivery gun (drum not included)
- **JDOL-16:** For 16 gallon open end drums
- **JDOL-55:** For 55 gallon bung type drums
- **JDI-16B:** Optional caster base for 16 gallon drum (shown)
- Pneumatic pump alone available as **JDI-3615** (55 gal) or **JDI-3610** (16 gal)



JD-3900 OIL METERING GUN

- Lightweight metering gun measures motor oil, ATF, gear oil and other fluids
- Non-drip nozzle
- Measures in quarts
- Easy-to-read LCD display
- Includes flex spout

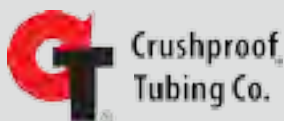


JDL-16 PNEUMATIC GREASE SYSTEM

- For use with 120 lb drum
- Includes:
 - 50:1 pneumatic pump
 - Drum cover and follower plate
 - Output hose
 - Control handle with swivel
- System available with caster base as **JDL-16C**
- Systems also available for use with 35 & 400 lb drums



SHOP EXHAUST HOSE AVAILABLE FROM



MTP, Inc.

30A-PLUS CALCIUM PUMP

- Includes quick connects on hoses & calcium gun
- Brass valve
- No lubrication required
- Self priming to 18' suction lift
- Haltec 310 calcium gun





JDI-25HDC OIL DRAIN

- 25 gallon steel tank w/ 16" screened steel funnel
- For oils, coolants, and other non-flammable fluids
- Evacuates using shop air
- 6' discharge hose with quick disconnect
- "Auto-Check" technology: manual valve in the drain tube is replaced with an automatic unit that closes when air is applied to evacuate oil
- Locking drain tube extends 50" to 70"
- Built in sight tube
- Weight: 85 lbs



8890 OIL DRAIN

- 24 gallon steel tank w/ 16" steel funnel and 24" funnel adapter
- For oils, coolants, and other non-flammable fluids
- Evacuates using shop air
- 6' permanently attached discharge hose
- Locking drain tube extends 54" to 79"
- Weight: 82 lbs



JDI-5DCK OIL DRAIN

- 5 gallon steel tank w/ 14" poly funnel
- For oils, coolants, and other non-flammable fluids
- Wide caster base
- Weight: 20 lbs



RD-20SE OIL DRAIN

- 20 gallon steel tank w/ 16" plastic funnel
- For oils, coolants, and other non-flammable fluids
- Evacuates using shop air
- 10' discharge hose with quick disconnect
- Locking drain tube extends 52" to 83"
- Weight: 82 lbs



3601 OIL DRAIN

- 18 gallon steel tank w/ 14" steel funnel
- For oils, coolants, and other non-flammable fluids
- Evacuates using shop air
- 8' permanently attached discharge hose
- Locking drain tube extends 45" to 72"
- Weight: 66 lbs



5200 OIL DRAIN

- 18 gallon steel tank w/ 15" steel funnel
- For oils, coolants, and other non-flammable fluids
- Evacuates using shop air
- 8' permanently attached discharge hose
- Locking drain tube extends 46" to 76"
- Weight: 57 lbs



JDI-6EV FLUID EVACUATOR

- Remove oil or other fluids from vehicles with vacuum
- 6 gallon steel tank
- 7' suction hose / 10' evacuation hose
- 5 suction probes / 3 dip stick tube adapters
- Self evacuating
- Weight: 45 lbs
- **JDI-6EV-DP**: Optional probe for differential service



JDI-17PLP OIL DRAIN

- 17 gallon low profile polyethylene tank - less than 8" high (49" long x 29.5" wide)
- Recessed drain valve to prevent damage
- Weight: 40 lbs
- **JDI-17PK**: Optional electric pump kit (110V / 5 gpm) for fluid evacuation, 8' hose included



SYSTEM DIAGNOSTICS & TESTING

With almost every automotive system being electronically controlled or monitored, it is no longer an option to buy a system tester - you need it to be in business

Typical kits include:

- Tester with software loaded to address most vehicle electronic systems
- OBD II cable and an assortment of vehicle specific cables
- Carrying case

Software updates available to keep your unit current



3874 GENISYS EVO

For specific features and capabilities see the OTC website:
<http://www.otctools.com/products/genisys-evo-absair-bag-cables>



MAXIDAS DS708

AUTEL

For specific features and capabilities see the Autel website:
<http://www.autel.us/Products/ds708.htm>



3895 GENISYS TOUCH

Same diagnostic features as the 3874, but adds a touch screen, J2534 communication device, wireless VCI, and 10 OEM style cables

For specific features and capabilities see the OTC website:
<http://www.otctools.com/products/genisys-touch>



MAXISYS MS908

AUTEL

Same diagnostic features as the DS708, but adds a larger touch screen (9.7"), and wireless VCI

MS908PRO adds ECU flash capability and J2534 hardware

For specific features and capabilities see the Autel website:
<http://www.autel.us/Products/ms908.htm>

OTC



3109N

TROUBLE CODE READERS

- A must have for everybody to determine why the "Check Engine" light is on
- Read and reset trouble codes, both standard and manufacturer specific, thru the OBD II connector
- Display freeze frame vehicle data at the time of the fault
- OTC 3109N also allows you to view vehicle data in real time while the engine is running to help in problem diagnosis
- Updateable via the internet & USB port
- Models also available with additional features



AL319

AUTEL



TOTAL TECH™ EVAP SYSTEM LEAK TESTER (SPTT+)

- Generates smoke using baby oil - eliminates the need for nitrogen when testing for leaks in evap systems
- Compact design hangs under the hood or chassis during testing
- Incorporates both a pressure gauge and flowmeter to allow leak testing by measuring pressure decay, or visually by leakage rate on the flowmeter
- Flow control valve to provide just enough smoke to find small leaks
- Durable construction - made from aluminum and stainless steel
- Comes with blow molded plastic case
- Made in USA
- **95-0011:** Universal filler neck adapter - Use with smoke machine on evap, fuel filler, radiator, crankcase or intake to quickly track down leaks



6522 LEAK TESTER

- Generates smoke using OTC smoke compound with UV dye (2 bottles included - approximately 300 tests out of each bottle)
- Adjustable smoke output
- Comes with a UV flashlight to pinpoint dye marked leaks & an assortment of adapters



12 VOLT JUMPSTARTERS

- Built in chargers w/overcharge protection
- LEDs indicate battery condition
- 6296 also 24 volt capable



Model	Peak Output (Amps)	CCA	Power (AH - 12v)	Cables	Weight (lbs)
6256	1700	360	22	32" 4 AWG	22
6276	3400	720	44	66" 2 AWG	44
6296	3400	720	44	66" 2 AWG	44



BATTERY CHARGERS

- Heavy duty wheeled chargers
- 12 volt engine crank assist



6001A CHARGER

- UL rated at 100 / 75 amps continuous
- Charging voltage - 6 or 12
- UL rated crank assist of 375 amps
- Shipping weight - 58 lbs



6002B CHARGER

- UL rated at 100 / 80 amps continuous
- Charging voltage - 6, 12, 18 or 24
- UL rated crank assist of 400 amps
- Shipping weight - 70 lbs



6012 CHARGER

- UL rated at 70 / 60 amps continuous
- Charging voltage - 6 or 12
- UL rated crank assist of 250 amps
- Shipping weight - 48 lbs



US18 CHARGER

- UL rated at 40 / 10 amps continuous
- Charging voltage - 6 or 12
- UL rated crank assist of 200 amps
- Shipping weight - 35 lbs



80600 JUMP STARTER

- 350 amps of 12v DC starting current in a package the size of a cell phone
- Also has a USB output (5v DC) & LED light
- Recharge from a 120v wall outlet or a USB port
- Includes case & cables



6030 HANDHELD TESTER

- Tests 12 volt batteries, starters & alternators
- 125 amp load capacity
- Digital meter
- 2 foot test leads





400PRO

300PRO-C



200

200 TPMS TOOL

- Basic TPMS tool to activate and decode sensors & program Schrader EZ sensors
- Easy to verify sensor condition and transmit data to a pc for the customer to review - before you remove the tire

300PRO TPMS TOOL

- Same features as the 200, but adds a large screen & TIA relearn procedures
- Upgradeable to an OBD II capable unit

300PRO-C TPMS TOOL

- 300PRO with OBD II capability added

400PRO TPMS TOOL

- Covers everything TPMS - All of the features of the 300PRO-C plus inductive charging, updates via Wi-Fi, TPMS threshold adjustment and a 2 year warranty

TPMS TOOL SOFTWARE UPDATES

- Available for a single year, 2 or 3 year package

BARTEC TPMS TOOLS - QUICK FEATURE REFERENCE

Feature	400PRO	300PRO-C	300PRO	200
Activates and triggers all known sensors	x	x	x	x
Programs universal aftermarket sensors	x	x	x	x
Vehicle make / model / year lookup	x	x	x	x
Wireless data transfer to TPMS Desktop	x	x	x	x
Bluetooth capable	x	x	x	x
1 year warranty		x	x	x
2 year warranty	x			
1 year of free software updates		x	x	
2 years of free software updates	x			
Charged via USB port		x	x	x
Charged via inductive pad	x			
Sensor part number and service kit displayed	x	x	x	
Sensor relearn procedures viewable on screen	x	x	x	
Tire pressures for all 4 tires displayed at once	x	x	x	
Tests remote key fobs	x	x	x	
Software update via SD card or thru a PC	x	x	x	
Software updates via Wi-fi	x			
OBD II connectivity to vehicle ECU	x	x		
TPMS related trouble code detection thru OBD II	x	x		
TPMS placard threshold adjustment	x			

All Bartec units come with a rechargeable battery, activation magnet for older vehicles, and a carrying case



17-144 SMART SENSOR PRO+ TPMS TOOL

- Programs blank Smart Sensors and activates standard sensors
- Software updates via the internet
- Free updates included with tool
- Rechargeable battery & carrying case
- **17-144-2:** Add on module for OBD II capability
- **Promo bundles may be available - Call**

TPMS SENSOR OPTIONS

There are several different types of sensors - each with their own benefits

- **OE Style Sensors** - No programming required, just install and activate - hundreds of different part numbers required for full vehicle coverage
- **Schrader EZ Sensors** - Blank sensors that have to be programmed for each vehicle; 1 part number covers more than 70% of vehicle applications - sensors come with a rubber snap-in stem, but a bolt in stem is also available; programmable with a tool from Bartec
- **Smart Sensors** - Blank sensors that have to be programmed for each vehicle; 4 part numbers cover 90% of vehicle applications - sensors available with either rubber snap-in or bolt in stem; Programmable with the 17-144 Pro+ tool or the Bartec 300PROC / 400PRO tools
- **MultiPro Sensors** - No programming required, sensors have multiple protocols loaded onto each sensor, and are installed and activated just like OE style sensors; 7 part numbers cover approximately 80% of vehicle applications

TPMS SENSOR APPLICATION RESOURCES

<http://www.schraderinternational.com/products/parts-lookup>

<http://dillaircontrols.com/dill/category/products/tpms/>

<http://www.31inc.com/tpms.pdf>



EZ-SENSOR

- Programmable with the Bartec tools - 1 sensor replaces over 70% of the units required on cars in America; stock 1 number instead of hundreds
33500 - 315 & 433 MHz (Black) - can be used in place of 33000 or 33200
- Comes complete with a rubber snap-in valve (replacement valve **17-20008**)
- Aluminum valves (**34000**) also available in packages of 10 for applications that don't use snap-in valves
- Bulk packaging of sensors (12 units or 210 units) available
- Sensor starter kits available that include sensors and aluminum stems



SMART SENSOR

- Programmable with the Smart Sensor Pro+ tool or with the Bartec 400SD / 500 tools (must have the appropriate software updates on the Bartec tools & a programming fixture)
- 2 sensors can replace 90% of the units required on cars in America
17-43011 - 315 MHz w/snap-in valve (Green)
17-43012 - 433 MHz w/snap-in valve (Brown)
17-43013 - 315 MHz w/bolt-in valve (Green)
17-43014 - 433 MHz w/bolt-in valve (Brown)
- Replacement valves:
17-43016 - Rubber snap-in valve
17-43019 - Bolt-in valve
17-43017 - Bolt-in valve - Gloss black
17-43018 - Bolt-in valve - Matte black
17-43020 - Bolt-in valve - Chrome



MULTIPRO SENSOR

- Pre-programmed sensors; units have multiple protocols stored in the sensor to make them usable in more than one application
- Activate, read or relearn with most major TPMS tools - no special tool required
- 7 sensors can replace 80% of the units required on cars in America
17-45001 - 315 MHz w/snap-in valve (GM)
17-45002 - 315 MHz w/snap-in valve (Ford / Chrysler)
17-45003 - 433 MHz w/snap-in valve (Ford / Chrysler)
17-45004 - 315 MHz w/bolt-in valve (Toyota / Nissan)
17-45005 - 315 MHz w/bolt-in valve (Honda)
17-45006 - 315 MHz w/bolt-in valve (Hyundai / Kia)
17-45007 - 433 MHz w/bolt-in valve (Mercedes / VW)
- Replacement valves:
17-45098 - Rubber snap-in valve
17-45099 - Bolt-in valve

OE STYLE SENSORS

- Available from Schrader and Dill
- No programming required
- Sensors are application specific



TPMS SERVICE ASSORTMENTS

- **Domestic - 17-21305:** Service kits for GM, Ford & Chrysler - 145 kits, 100 TPMS valve cores, 200 TPMS valve caps, 1 valve core torque tool & application chart in a plastic case
- **Import - 17-21306:** Service kits for most popular Asian & European makes - 165 kits & application chart in a plastic case
- **Combination - 17-21303:** Service kits for a combination of the most popular domestic & import applications - 104 kits, 100 TPMS valve cores, 200 TPMS valve caps, 1 valve core torque tool & application chart in a plastic case
- Each service kit also available separately in a box of 10



Kit #	Application	17-21305	17-21306	17-21303
17-20005AK	Nissan		10	
17-20006AK	GMC, Hummer & Isuzu	10		
17-20007AK	Nissan & Infiniti		10	
17-20008	Rubber snap-in TPMS stem	20		8
17-20009AK	Saab & Suzuki		10	
17-20010AK	Volvo		10	
17-20011AK	Subaru		10	
17-20012AK	Prowler & Corvette	10		
17-20013AK	Chrysler, Dodge & Jeep	20		8
17-20014AK	Nissan & Infiniti		10	8
17-20015AK	GM w/TRW clamp-in sensor	10		
17-20016AK	Mercedes		10	
17-20018	Rubber snap-in TPMS stem			8
17-20028AK	Chrysler, Dodge & Mitsubishi	20		8
17-20035AK	Honda		5	
17-20036AK	Acura, Honda & Kia		5	
17-20096AK	Ford	10		8
17-20107AK	GM	20		8
17-20198AK	Dodge Sprinter	5		
17-20201AK	Chrysler	20		8
17-20202AK	Audi, Mercedes & Volkswagen		10	
17-20203AK	Audi & Mercedes		5	
17-20204AK	Acura, Honda & Kia		10	8
17-20206AK	Hyundai, Honda & Kia		10	8
17-20207AK	Volkswagen		10	
17-20211AK	Misc Imports		10	8
17-20216AK	Lexus & Toyota		10	8
17-20217AK	Lexus & Toyota		10	8
17-20221AK	Lexus SC430		10	
17-173	Valve core torque tool	1		1
17-490T	TPMS valve cores, nickel plated	100		100
17-492L-1	Long black TPMS cap	100		100
17-492T-1	Gray TPMS cap	100		100

SNAP-IN TPMS TIRE VALVES

- Sensor attaches to the bottom of the stem
- TPMS version of the TR413, 1.25" long, 80 psi, 10 pack
- **17-20008:** GM, Ford & Chrysler
- **17-20008C:** Chrome version of 17-20008
- **17-20018:** Ford (interchangeable with 17-20008)
- **17-50395:** Dodge trucks (TRW square post sensor)
- **17-50397:** Continental sensors
- **17-50399:** Hyundai & Subaru (Lear sensor)



TPMS SENSOR STRAP

- Works with OE Ford banded sensor, or on aftermarket wheels from 17" to 26" in diameter
- Strap accepts the OE cradle



TPMS SENSOR CRADLE

- For use with OE Ford banded sensors or on aftermarket wheels with repositioned sensor

17-168 TPMS TOOL KIT

- Everything you need to remove, work on and replace TPMS sensors
- Kit contains:

Torque wrench (17-161) - 1/4" drive clicker style, 30 to 150 inch lbs

Sockets (17-164 & 17-165) -

11mm & 12mm deep sockets for removal of the attaching nut on bolt in valves

Sensor torque tool (17-167A) -

Screwdriver type for installing sensors on valve stems, includes T10, T15 & 7mm socket

Grommet tool (17-169) - For removal and installation of grommets on bolt in stems

Valve core torque tool (TVCT) - For installation of valve cores

Grommet pick (17-170)

Valve tool (17-602)

Plastic case

- All items available separately



reCore



29980 TPMS STEM REPAIR KIT

- Repair TPMS sensor stems without removing a tire
- Galvanic corrosion can occur if brass contacts the aluminum stem, either by installing a non-plated brass core, or using a brass cap
- If the aluminum TPMS stem has been damaged by corrosion, it usually means purchasing a new sensor assembly, since on most sensors the stem is an integral part of the sensor
- This kit allows repair of the stem by adding a Sensor Saver - drill out the corroded core, tap new threads and install the new core & stem assembly
- Kit includes 12 Sensor Savers, drill bit, tap & holder in a plastic case
- **29981:** Sensor Saver refill kit - 25 pcs + a new tap

PROGUARD +

- Center clamping / Leverless style
- For 10"-32" wheels, 16" max width, 47" max diameter
- Assist arms to keep tire bead in the drop center of the wheel
- Integral wheel lift
- Tilt tower
- 2 speeds, with foot pedal control
- 220V power

coats®



APX80

- Outside clamping 9"-30"
- Inside clamping 11"-32"
- 16" max width, 44" max diameter
- 2 assist arms
- Tilt tower
- 110V or air power
- Pneumatic bead head

coats®

APX90

- Same features
- adds a third assist arm and wheel lift



GTS-50

- Outside clamping 6"-24"
- Inside clamping 8"-26"
- 15" max width, 44" max diameter
- Tilt tower
- 110V power
- 2 speeds, with foot pedal control
- Hand controlled bead breaker
- Single point bead seater
- Gripmax clamping
- Extension clamp set available to allow outside clamping to 28"

coats®

GTS-60

Adds powered roller disc

GTS-70 (SHOWN)

Adds powered roller disc and right hand side assist arm



coats®

90X

- Outside clamping 6"-28"
- Inside clamping 8"-26"
- 14" max width, 50" max diameter
- 2 assist arms
- Swing arm tower
- 110V (2 speed) or air power
- Hand controlled bead breaker
- Comes with Gripmax clamping, single point bead seater & tower storage

Leverless



Coats®

70X

- Outside clamping 6"-24"
- Inside clamping 8"-26"
- 14" max width, 50" max diameter
- 1 assist arm
- Swing arm tower
- 110V or air power
- Foot pedal or hand controlled bead breaker


• **3 accessory kits available:**

Basic

Extended - Basic + Gripmax clamping & additional protection items

Premium (Shown) - Extended + single point bead seater, hybrid duckhead, tower storage cabinet & high offset duckhead

- Extension clamp set available to allow outside clamping to 28"



Coats®

50X

- Outside clamping 6"-24"
- Inside clamping 8"-26"
- 14" max width, 50" max diameter
- Swing arm tower
- 110V or air power
- Foot pedal or hand controlled bead breaker

• **3 accessory kits available:**

Basic

Extended (Shown) - Basic + Gripmax clamping & additional protection items

Premium - Extended + tower storage cabinet & high offset duckhead

- Extension clamp set available to allow outside clamping to 28"
- **Upgradeable to 70x series with the addition of assist arm**



113621 STORAGE CABINET

- Mounts to the tower of most Coats rim clamp, swing arm machines

Coats®

RC45

- Outside clamping 10"-21"
- Inside clamping 12"-24"
- 10 1/2" max width, 50" max diameter
- Swing arm tower
- 110V or air power

RC55

- Adds an assist arm



Coats®

4070


- Center post machine
- Wheel diameter - 10"-18"
- 10 1/2" max width, 38" max diameter
- Air power
- Bi-directional power



HOFMANN®

8600

- Center clamping / Leverless style
- For 12"-30" wheels, 15" max width, 47" max diameter
- Assist arms to keep tire bead in the drop center of the wheel
- Integral wheel lift
- Dual position bead breaker breaks both beads at the same time
- Laser assisted tool positioning
- 2 speeds, with foot pedal & joystick control
- Tower storage
- 220V power



HOFMANN®

3550EM

- Outside clamping 12"-26"
- Inside clamping 14"-28"
- 17" max width, 47" max diameter
- 3 pc EasyMontPro assist arm
- Tilt tower
- 110V power
- Pneumatic bead head

3550EM-2

Adds 2 speed turntable; requires 220V power



HOFMANN®

1625EM

- Outside clamping 10"-24"
- Inside clamping 12"-26"
- 15" max width, 42" max diameter
- 3 pc EasyMontPro assist arm
- Swing arm tower
- 110V power
- Extension clamp set available to allow outside clamping to 28"

1625

Same features - no assist arm, 50" max diameter

1625-2

Same features as 1625, but adds 2 speed turntable; requires 220V power



HOFMANN®

1575

- Outside clamping 10"-24"
- Inside clamping 12"-26"
- 13" max width, 39" max diameter
- Swing arm tower
- 110V power
- Extension clamp set available to allow outside clamping to 28"
- Can be upgraded with the addition of the EasyMontPro assist arm - EAA0329G35B



AM500

- Center clamping / Leverless style
- For 12"-32" wheels, 15" max width, 47" max diameter
- Assist arms to keep tire bead in the drop center of the wheel
- Integral wheel lift
- Dual bead breaker discs
- 2 speeds, with foot pedal control
- 110V or 220V power
- Options:
 - Articulating arm - **8-11100221**
 - Reverse mount kit - **8-111000-73**



AM50 (SHOWN)

- Same features as the AM500 except:
 - 30" max wheel diameter
 - Single bead breaker disc
 - 110V power only
- Options:
 - Articulating arm - **8-11100097**
 - Reverse mount kit - **8-111000-73**

A2024TI-20

- Outside clamping 10"-24"
- Inside clamping 13"-26"
- 15" max width, 43" max diameter
- 1 assist arm
- Tilt tower
- 110V or air power
- Extension clamp set available to allow outside clamping to 26"

A2024TI

Same features - no assist arm

A2024TI-2015

Same features - adds a second assist arm

- Options (A2024TI & A2024TI-20)
 - Bead Press Arm - **8-11100100**



A9824TI-1500

- Outside clamping 10"-24"
- Inside clamping 13"-26"
- 14" max width, 47" max diameter



- 1 assist arm
- Swing arm tower
- 110V or air power
- Extension clamp set available to allow outside clamping to 28"

A9824TI

Same features - no assist arm

- Options (A9824TI)
 - Bead Press Arm - **8-11100100**



A9220TI

- Outside clamping 10"-20"
- Inside clamping 13"-23"
- 12.5" max width, 42" max diameter
- Tilt tower
- 110V or air power
- Extension clamp set available to allow outside clamping to 24"

A9220TI-1500

Same features - added assist arm

- Options (A9220TI)
 - Bead Press Arm - **8-11100100**





R76ATR

- Outside clamping 9"-28"
- Inside clamping 10"-30"
- 18" max width, 43" max diameter
- 1 assist arm
- Tilt tower
- 110V or 220V power

R76ATRF

Same features - adds variable speed turntable; requires 220V power

R76LT

Same features as R76ATR - no assist arm



R30XLT

- Outside clamping 10"-28"
- Inside clamping 13"-33"
- 22" max width, 50" max diameter
- 1 assist arm
- Swing arm tower
- 110V or 220 V power

R30XLTf

Same features - adds variable speed turntable; requires 220V power



R980XR

- Outside clamping 9"-28"
- Inside clamping 10"-30"
- 18" max width, 50" max diameter
- Swing arm tower
- 110V or 220V power

R980AT

Same features as R980XR - adds assist arm

R980NXT

Same features as R980XR - adds power assist arm

* All models available with variable speed turntable - add "F" to the model number; requires 220V power



BL500

- Outside clamping 10"-24"
- Inside clamping 12"-26"
- 10" max width, 38" max diameter
- 1 assist arm
- Swing arm tower
- 110V power

BL300

Same features as BL500 - no assist arm

BL400

Same as BL500, but clamping capacity is 11"-21" external / 13"-23" internal

BL200

Same features as BL400 - no assist arm



COATS RIM CLAMP "X" SERIES CLAMP SETS

184926 STANDARD CLAMP SET

- Inside / outside clamping (6"-22" outside), 3 position

184327 EXTENDED CLAMP SET

- Outside clamping only - for 13"-24" wheels, 2 position, includes 183604 clamp sock set

184958 EXTENDED CLAMP SET

- Outside clamping only - for 16"-28" wheels, 2 position

GRIPMAX PLUS CLAMP SETS

- Wheel protection integrated into the clamp - no covers required

5607787: Inside / outside clamping (50X/70X) Also for use on the APX series (9"-30" outside)

5607986: Outside clamping only - 16-28" (50X/70X)

183585 ATV CLAMP SET

- Clamps down to 6"
- Fits most Coats rim clamp machines except for 9010 / 9024
- Slips over the standard clamps

184926

184958

5607787

EXTENDED CLAMP SETS & ATV CLAMP SETS AVAILABLE FOR MOST MACHINES

181354-1 BEAD LIFTING TOOL

- Forged steel, plated for corrosion protection

181354-COVER LIFT TOOL SOCK

- For use with 181354-1 lift tool - 4 pk

70200 COMBO TOOL

- Works with all center post tire changers
- Replaceable plastic inserts protect wheels from damage
- Replacement inserts for 70200:
70202 - Nose insert
70204 - Hook insert

DROP CENTER TIRE CLAMPS

- For use with rim clamp tire changers - clamps to the rim to help hold the bead in wheel drop center
- Plastic material - will not scratch aluminum wheels
- Steel version available as **72150**

BEAD BREAKER PADS

- For Coats 5xxx (except 5030), 6xxx and 7xxx series rim clamp tire changers
181855 - Rubber pad, center
181855-New - Center rubber pad w/holes
181851 - Nylon pad, top or bottom

183606 BEAD LOOSENER SOCK

- For use on all Coats rim clamp machines - 2 pk

TIRE MOUNTING LUBE

- Wax style paste, 7-3/4 lb bucket
75: Standard profile bucket
75N: Low profile bucket
- Murphy style paste, honey color
2178: 8 lb bucket
2180X: 25 lb bucket
2183: 40 lb bucket
- Rema style paste, brown color
2278: 8 lb bucket
2280: 25 lb bucket
2282: 40 lb bucket



- Concentrated liquid lube, mix 2:1 with water to use
2054B: 5 gallons
2053B: 1 gallon (4 per case)

73 PASTE LUBE BRUSH

- 45° 1" brush head, use with #75 paste



2990 TIRE SWAB

- 11 1/2" long, use with liquid lube - 12 pk



LUBE BUCKETS

- **106259:** Straight neck, for Coats rim clamp machines
- **106572:** Angled neck, for Coats center post machines



182079 BEAD BREAKER SEAL KIT

- Fits most Coats tire changers - 5040 / 50X / 70X



183811 CLAMP CYLINDER SEAL KIT

- Fits most Coats tire changers - 5040 / 50X / 70X - kit will do one cylinder



182034 ROTARY COUPLING

- Fits most Coats tire changers



181986-1 PEDAL VALVE

- Most common valve used on Coats rim clamp machines; used when there is a return spring on the pedal shaft



184369-1 PEDAL VALVE

- 4-Way Pedal Valve with Pull Pin - Internal Spring



181986-K O-RING KIT

- Replacement o-rings for 181986 pedal valve

181190 AIR MOTOR

- Fits most Coats machines, 5040 thru 70X



181100 ELECTRIC TURNTABLE MOTOR

- Fits older Coats machines, 1 hp

184691-1 ELECTRIC TURNTABLE MOTOR

- Fits newer Coats machines, 1-1/2 hp



TIRE CHANGER MOUNT / DEMOUNT HEADS

Stainless Steel

Model	OEM	OE Model	Application
182788	Coats	8182788	Most 5xxx, 6xxx, 7xxx & Baseline series machines (tapered hole)
183429	Coats	8183429	RC1, 5, 10, 15, 20, early 5060 (round hole)
	Corghi	258458	All models
EAA0329G95A	Hofmann	EAA0329G95A	1520, 1565, 1575, 1620, 1625, 3300, 3550 **

Nylon

Model	OEM	OE Model	Application
183061A	Coats	8183061	Most 5xxx, 6xxx, 7xxx series machines (tapered hole)
ST24335 *	Accuturn	20024335	3602, 4260, 4560, 4602, 5602
	Hofmann	24335	1520, 1565, 1575, 1620, 1625, 3300, 3550
	John Bean	24335	System IIE, III, IV, IVE
	Snap On	24335	All models
3008403 *	Coats	83008403	RC1, 5, 10, 15, 20, early 5060, 9010, 9024, APX90
	Corghi	450310	All rim clamp
	Hofmann	8314813	All early models except 1550, 1620, 1625
	Hunter	RP11-8314813	TCX series
RP6-0343	Accuturn	SM102529	220A (all other models require 102765 adapter)
	Hunter	RP6-0343B	TC250, TC300, TC325, TC350, TC2000, TC3250, TC3500
184432	Coats	8184432	Most 5xxx, 6xxx, 7xxx series machines (tapered hole) - For high offset wheels

* If there has never been a nylon duckhead installed on the machine, for ST24335 use **DHA KIT-1** & for 3008403 use **DHA KIT-2**, which have the required adapter

Early Coats rim clamp machines (w/round hole duckheads) can be converted to use standard duckheads with the addition of a shaft conversion kit.

** Superseded from EAA0304G84A



182788



183061A



ST24335



182963



EAA00247G15A



8-11100106



ST4027645



3008403



RP6-0343



184432



183604

TIRE CHANGER MOUNT / DEMOUNT HEAD INSERTS

Model	OEM	Qty	Application
182963	Coats	12	RC using 182788 mount / demount head
9209611		10	9024 / 9010
8-11100106	Corghi	10	Most RC - nose insert
8-11100107		5	Most RC - tail insert
EAA0247G15A	Hofmann*	10	New RC *also Snap-On & JBC
11400096	Hunter	10	Most RC - 10 ea, nose & tail insert
2401679	Accuturn	4	RC using 24011066 mount / demount head
101608		5	RC manufactured by Sicam for Accuturn



500059408

TIRE CHANGER JAW PROTECTIVE COVERS

Model	OEM	Qty	Application
183604	Coats	10	Slip on jaw covers for most RC
9209612		6	9024 / 9010
500059408		8	GripMax inserts (white)
560716108		8	GripMax Plus inserts (black)
8-11100108	Corghi	12	RC made after 2002
ST4027645	Hofmann*	4	RC w/sliding jaws *also Snap-On & JBC



560716108



1520M

- Outside clamping 10"-21"
- 13" max width, 40" max diameter
- Swing arm tower
- 110V power
- ATV clamp set (EAA0332G84A) available to allow clamping down to 7" diameter

1520EMX

Adds assist arm



RC150

- Outside clamping 6"-23"
- 11.5" max width, 50" max diameter
- Swing arm tower
- 110V power
- Extended width clamp set available for use with up to 14" wide wheels
- Manual bead roller

RC200

Adds assist arm



2300M

- Wheel diameters of 8"-30"
- Max weight capacity - 155 lbs
- Max tire size of 21" W x 48" diameter
- LCD display
- 110V power
- 14mm motorcycle shaft
- Shaft adapter kits available for most shaft sizes
- **2000561:** Harley Kit 3/4" shaft and 1" bushings



775

- Wheel diameters of 8"-30"
- Max weight capacity - 100 lbs
- Max tire size of 20" W x 34" diameter
- LED display
- 110V power
- 40mm automotive shaft & cones to 5"
- **Parts required to make the 775 motorcycle compatible:**
- **5606376:** Motorcycle clamp adapter kit - 14mm
- Optional shaft adapter kits: (**560640701** shaft interface required to use either shaft kit)
- **5000648:** 3/4" shaft kit
- **5000248:** 1" shaft kit
- **5009164:** 25mm shaft kit



CH-22 MANUAL TIRE CHANGER

- Outside clamping 4"-16.5"
- Manual unit - no power required
- Clamp the CH-22 in your rim clamp machine to secure during use, or add the optional CH-23 bead breaker and stand (shown at right)
- Comes with CH-4 tire tool



CH-22



CH-22 / CH-23



MOTORCYCLE / ATV TIRE IRONS

- **T9A:** Double ended spoon, 9" long x 7/16" stock (32109)



- **T16A:** Double ended spoon, 16" long x 7/16" stock (32116)



- **T8:** 16" long x 7/16" stock, plastic handle (32118)



COATS®

PRORIDE

- Max wheel diameter - 30"
- Max weight of wheel assembly - 160 lbs
- Max tire / wheel size of 19" wide x 42" diameter
- Cones to 5" and peg kit
- Quicknut
- Color LCD monitor
- Hidden weight capability for stick ons
- Auto distance, diameter & width measurement
- Radial wheel diagnostics
- 110V power
- 40mm shaft

PRORIDE PL

Replaces quicknut with air powered wheel clamping



COATS®

V200-3D

- Max wheel diameter - 30"
- Max weight of wheel assembly - 160 lbs
- Max tire / wheel size of 20" wide x 44" diameter
- Collets to 5.3" and peg kit
- Quicknut
- Color, industrial duty touchscreen monitor
- Hidden weight capability for stick ons
- Auto distance, diameter & width measurement
- 220V single or three phase power
- 40mm shaft



COATS®

1250-2D

- Max wheel diameter - 30"
- Max weight of wheel assembly - 160 lbs
- Max tire / wheel size of 20" wide x 44" diameter
- Cones to 5" and peg kit
- LED display
- Hidden weight capability for stick ons
- Auto distance & diameter measurement
- Stick on weight location pinpointed via laser
- 220V single or three phase power
- 28 or 40mm shaft

1250-3D

- All the features of the 1250-2D plus: Auto width measurement via sonar
- 40mm shaft only



COATS®

1150-2D

- Max wheel diameter - 30"
- Max weight capacity - 150 lbs
- Max tire size of 20" wide x 44" diameter
- Cones to 5" and peg kit
- Standard hub nut
- LED display
- Hidden weight capability for stick ons
- Auto distance & diameter measurement
- 220V single or three phase power
- 40mm shaft

1100

Same features except:
No hidden weight capability
Manual data entry
Limited warranty



HOFMANN®

OPTIMA II

- Max wheel diameter - 30"
- Max weight of wheel assembly - 150 lbs
- Max tire / wheel size of 20" wide x 44" diameter
- Cones to 4 1/2" and peg kit
- Power wheel clamping
- Color flat screen monitor
- Hidden weight capability for stick ons
- Auto distance, diameter & width measurement via laser
- Radial and lateral wheel diagnostics
- Laser tread mapping to help pinpoint tire / wheel related problems
- Color printer
- 220V single phase power
- 40mm shaft



HOFMANN®

7850P

- Max wheel diameter - 32"
- Max weight of wheel assembly - 154 lbs
- Max tire / wheel size of 20" wide x 42" diameter
- Cones to 5.4" and peg kit
- Power wheel clamping
- Color touch screen monitor
- Hidden weight capability for stick ons w/laser positioning
- Auto distance, diameter & width measurement via sonar
- Integrated wheel lift with lift height memory - set the height on the first tire and the rest of the set is automatic
- 220V single phase power
- 40mm shaft



HOFMANN®

7600P

- Max wheel diameter - 32"
- Max weight of wheel assembly - 154 lbs
- Max tire / wheel size of 20" wide x 42" diameter
- Cones to 5.4" and peg kit
- Power wheel clamping
- Color touch screen monitor
- Hidden weight capability for stick ons w/laser positioning
- Auto distance, diameter & width measurement
- 110V power
- 40mm shaft
- Also available without power clamping as **7600L**



HOFMANN®

7400L

- Max wheel diameter - 32"
- Max weight of wheel assembly - 154 lbs
- Max tire / wheel size of 20" wide x 42" diameter
- Cones to 5.4" and peg kit
- Quicknut
- Color LCD monitor
- Hidden weight capability for stick ons w/laser positioning
- Auto distance, diameter & width measurement
- 110V power
- 40mm shaft



HOFMANN®

7200S

- Max wheel diameter - 32"
- Max weight of wheel assembly - 154 lbs
- Max tire / wheel size of 20" wide x 42" diameter
- Cones to 5.4" and peg kit
- Quicknut
- Color LCD monitor
- Hidden weight capability for stick ons
- Auto distance, diameter & width measurement
- 110V power
- 40mm shaft



HOFMANN®

7100

- Max wheel diameter - 32"
- Max weight of wheel assembly - 154 lbs
- Max tire / wheel size of 20" wide x 38" diameter
- Cones to 5.4" and peg kit
- Quicknut
- LED display
- Hidden weight capability for stick ons
- Auto distance & diameter measurement
- 110V power
- 40mm shaft



Ranger PRODUCTS

DST-2420

- Max wheel diameter - 30"
- Max weight capacity - 145 lbs
- Max tire size of 18" wide x 47" diameter
- Cones to 5" and peg kit
- Speed nut
- LED display
- Hidden weight capability for stick ons
- 110V or 220V single phase power
- 36mm shaft



BASELINE™

BL225

- Max wheel diameter - 23"
- Max weight capacity - 100 lbs
- Max tire size of 20" wide x 35" diameter
- Cones to 3.6"
- Standard hub nut
- LED display
- 110V power
- 40mm shaft



THE BEST BALANCER IN THE WORLD WILL NOT WORK PROPERLY WITHOUT THE CORRECT TOOLING - MAKE SURE YOU HAVE WHAT IS NEEDED TO DO THE JOB QUICKLY & CORRECTLY THE FIRST TIME



QUICKPLATE SETS

- The ultimate flange plate set - 3 flange plates with adjustable pin positioning - coverage for 4, 5 and 6 lug, with bolt pattern diameters from 3.75" to 7.16" & storage rack
- Available in 28, 36, 38 or 40mm - replace "xx" in part number listed with size needed



- Set (210 xx0 002) includes:
 - Quick Plate 4 (249e011 xx0)** - 4 lug bolt patterns
 - Quick Plate 5 (259e011 xx0)** - 5 lug bolt patterns
 - Quick Plate 6 (269e011 xx0)** - 6 lug bolt patterns
 Interchangeable tips to fit different seat and lug styles - sets have 6 each of these 4 styles:
 - (Other styles available for special applications)
 - 273e008 003** - 24.5 mm head, short taper, 38mm long
 - 273e008 007** - 24.5 mm head, ball seat tip, 48mm long
 - 273e008 023** - 19mm head, tuner tip, 58mm long
 - 273e008 025** - 22.5mm head, long taper, 58mm long
- **Individual plates also available**



PRO CENTERING SYSTEM

- The ultimate wheel centering system - a quickplate kit + a low taper collet set
- Available in 28, 36, 38 or 40mm - replace "xx" in part number listed with size needed
- Set (280 xx0 172) includes:
 - Quickplate set (210 xx0 002)**
 - Collet set (150 xx0 110)**



LOWTAPER COLLET SETS

- For use with plastic clad wheels, where a standard cone makes contact with the cladding instead of the wheel center bore
- 9 piece set, covers 52.5 - 122.0mm
- Available in 28, 36, 38 or 40mm - replace "xx" in part number listed with size needed
- Set (150 xx0 110) includes:
 - 150 xx0 111** - 52.5 - 61.0mm
 - 150 xx0 112** - 61.5 - 70.0mm
 - 150 xx0 113** - 67.5 - 76.0mm
 - 150 xx0 114** - 75.0 - 83.0mm
 - 150 xx0 115** - 82.0 - 92.5mm
 - 150 xx0 116** - 89.0 - 97.5mm
 - 150 xx0 117** - 94.0 - 103.0mm
 - 150 xx0 118** - 101.0 - 111.0mm
 - 150 xx0 119*** - 112.0 - 122.0mm




- Collets also available individually for problem applications
- * Due to the size of some wheels, a universal spacer set may be required to use this collet - set includes:
 - 190e008 047** - Spacer, magnetic to flange
 - 190exx0 045** - Donut ring to extend spring



FLANGE PLATE SETS

- Mount your wheels to the balancer using the lug holes and the center hole for more accurate balancing
- Available in 28, 36, 38 or 40mm - replace "xx" in part number listed with size needed



- Set (200 299 xx9) includes:
 - Plate A (241e702 xx9)**: 4 & 8 lug patterns - 98mm, 100mm, 110mm, 170mm, 4.25", 4.5", 6.5"
 - Plate B (251e802 xx9)**: 5 lug patterns - 98mm, 105mm, 110mm, 115mm, 135mm, 4.25", 4.75", 6.1"
 - Plate C (251e903 xx9)**: 5 lug patterns - 100mm, 112mm, 120mm, 130mm, 150mm, 4.5", 5.0", 5.5", 6.5"
 - Plate D (261e702 xx9)**: 6 lug patterns - 115mm, 120mm, 132mm, 135mm, 4.5", 5.0", 5.5"
 - Stud - Style II (271 804 118)** - 8 pieces, 24.5mm head, short taper, 80mm long
 - Stud - Style III (271 904 119)** - 5 pieces, 24.5mm head, ball seat, 90mm long
 - Stud - Style V (271 994 121)** - 8 pieces, 22.5mm head, short taper, 100mm long
 - Application chart**
 - Storage rack**
- **Individual plates & studs also available**



Clad wheel - outside - cone from this side and you are on the plastic, not the wheel



Clad wheel - inside - cone from this side with a standard taper cone and you hit the retaining clips, or hit the rear surface of the cladding



MEDIUM DUTY TRUCK FLANGE PLATE SET

- Everything required to balance the most common medium duty applications
- Some modern wheel designs, with a sharp edge on the center hole, make it hard to balance using cones, so hub pilot discs are the solution
- Available in 28, 36, 38 or 40mm - replace "xx" in part number listed with size needed



- Set (280 xx0 142) includes:
 - Flange plate (700 xx0 033)** with the following bolt patterns:
 - 8 lug - 170mm, 180mm, 200mm, 210mm, 225mm, 6.50"
 - 10 lug - 225mm, 7.25"
 - 6 lug - 205mm
 - Hub pilot discs:**
 - 160 xx0 048:** Disc 2 - 5.59" & 6.69"
 - 190 xx0 052:** Disc 3 - 5.46" & 5.25"
 - 160 xx0 067:** Disc 7 - 4.88" & 6.06"
 - 280 xx0 031:** Disc 13 (Spring loaded collet) - 4.88", 4.92", 4.56", 4.60", 4.77" & all 8 x 6.5 applications
- Additional hub pilot discs available for specific applications:
 - 160 xx0 047:** Disc 1 - 4.88" & 4.92"
 - 190 xx0 060:** Disc 4 - 4.56"
 - 190 xx0 062:** Disc 5 - 4.60"
 - 190 xx0 071:** Disc 6 - 4.77"

309011 WHEEL CALIPER

- Measures wheel width in 1/2" increments



TRUCK CONE KITS

- Available in 28, 36, 38 or 40mm
- For center holes up to 6.85"
- Includes steel spacer
- Single sided (Hofmann - 40mm)
- Double sided (all others - 28 to 40mm)



TOYOTA TACOMA CONE

- Available in 28, 36, 38 or 40mm
- Special taper (2.91" - 4.39")



QUICKNUTS

- Available for most balancers regardless of shaft size or pitch
- 3 styles:
 - Progrid (shown)
 - Progrid w/turning handles
 - Steel Progrid
- Pressure cup (190 008 002) for Progrid quicknuts must be ordered separately - Haweka nuts will not work with OE pressure cups



900 008 108 SHAFT GAUGE

- Use to measure balancer shaft diameter and pitch - a must for making sure you order the correct quicknut or other balancer accessories



BALANCING BEADS / COMPOUNDS

- An alternative to standard balancing methods in truck tires
- Simple installation - throw the package into the tire before it is mounted
- Size of tire determines amount of product required
- Can also be installed thru the valve stem with an injector pump



COUNTERACT

- Coated glass beads - will not clump due to moisture in the tire
- Available in 2, 3, 4, 5, 6, 8, 10, 12, 14 and 16 oz bags to suit a wide range of tires from motorcycles to 24.5 truck tires
- Application rule of thumb - 1 oz of beads for each 13 lbs of tire / wheel assembly
- Tire size application chart @ www.counteractbalancing.com



EQUAL

- Polymer particles
- Available in 3, 4, 6, 8, 10 and 12 oz bags to suit a wide range of tires
- Tire size application chart @ imiproducts.com



REPLACEMENT CONES & CONE SETS AVAILABLE FOR MOST SHAFT SIZES - CALL FOR DETAILS


WHEEL WEIGHTS

- Available in lead (traditional), and non-lead (zinc and steel)
- Current legislation in many states now mandates the use of non-lead wheel weights, and more states have legislation in process
- Non-lead balancing has 2 options - zinc or steel - with zinc being the material of choice for easier installation (ability of the weight to conform to the wheel)

AUTOMOTIVE CLIP ON WEIGHTS Application / Color Code (All Coated Unless Noted)	Rim Profile	Perfect EQUIPMENT			BADA Hennessy Industries	
		Lead	Zinc	Steel	Lead	Steel
Standard Flange Steel Wheels		P (Uncoated)	PZ or PZU (Uncoated)	PST	T (Uncoated)	PFE
1994 & Later USA Alloys		MCN	MCZ	MCST	ALCMC	MCFE
BMW, Jaguar, Mitsubishi, Saab, Volvo		IAW	IAWZ	IAWST	ALCIW	IWFE
1998 & Later Chrysler / Dodge		LH	LHZ	LHST	ALCLH	LHFE
1993 & Earlier USA Alloys		AWN	AWZ	AWST	ALC	AWFE
Honda, Toyota, Nissan		FN	FNZ	FNST	ALCFN	FNFE
1998 & Later USA Truck / Large SUV		TN	TZ	TST	TTC	TFE
Audi, Mercedes, VW		EN	ENZ	ENST	ALCEN	ENFE

WHEEL WEIGHT ASSORTMENTS

- Available in lead or non-lead, in a broad range of configurations & weight quantities
- Bench mount or floor standing racks



ADHESIVE WEIGHTS Description	Perfect EQUIPMENT				BADA Hennessy Industries			
	Lead	Qty	Steel	Qty	Lead	Qty	Steel	Qty
1/2" wide, 1/4 oz pcs	100360	360	---	---	7025	360	---	---
1/2" wide, 1/4 oz pcs	100720	720	---	---	7125	720	---	---
3/4" wide, 1/4 oz pcs (low profile)	200624	624	200624ST*	624	---	---	---	---
3/4" wide, 1/4 oz pcs (low profile)	200624S	576	---	---	7026	576	7325FE	300
3/4" wide, 1/2 oz pcs	300360	360	300360ST	360	7127	384	7550FE**	240

*Also available in a roll (1,248 - 1/4 oz pcs) - 200624STR

**Also available in rolls

14-905 WHEEL WEIGHT TOOL

- Basic, no frills wheel weight pliers
- Plastic-coated handles



14-906 WHEEL WEIGHT TOOL

- Heavy duty version of the 14-905
- Plastic-coated handles



14-904 WHEEL WEIGHT TOOL

- Heavy duty pliers, made from stamped steel instead of a forging (GP 1470R)
- Plastic-coated handles



T1804 WHEEL WEIGHT TOOL

- Heavy duty pliers, made from stamped steel instead of a forging, with protective cap on hammer end
- Plastic-coated handles



75K WHEEL WEIGHT TOOL

- Hammer style tool, with soft face on one end and clip claw on the other end
- Replacement claws (75H) and replacement faces (75P) available in bags of 5



50146 STICK ON WEIGHT REMOVER

- Used for scraping adhesive wheel weights
- Made of tough glass filled nylon-6 material



		Snap-In Valves	
Description		TR# (Model) - Rubber	TR# (Model) - Chrome
(.453" base) 0.88" Lg, 60 psi		TR412 (17-412)	TR412C (17-412-1)
(.453" base) 1.25" Lg, 60 psi		TR413 (17-413)	TR413C (17-413-1)
413 TPMS, 80 psi	GM, Ford, Chrysler	17-20008	17-20008C
	Ford (can use 17-20008)	17-20018	n/a
	Dodge trucks (TRW)	17-50395	n/a
	Continental	17-50397	n/a
	Hyundai & Subaru (Lear)	17-50399	n/a
(.453" base) 1.50" Lg, 60 psi		TR414 (17-414)	TR414C (17-414-1)
(.625" base) 1.25" Lg, 60 psi		TR415 (17-415)	n/a
(.453" base) 2.00" Lg, 60 psi		TR418 (17-418)	TR418C (17-418-1)
(.453" base) 1.27" Lg, 80 psi		TR600HP (17-600HP)	17-613
(.453" base) 2.00" Lg, 80 psi		TR602HP (17-602HP)	17-618
(.625" base) 1.31" Lg, 100 psi		TR801HP (17-801HP)	n/a
(.625" base) 2.00" Lg, 100 psi		TR802HP (17-802HP)	n/a



Bolt-In Valves	
Description	TR# (Model)
(.453"/.625" - Multi-base) Nickel, 1.44" Lg, 130 psi	TR416 (17-416)
(.453"/.625" - Multi-base) Chrome, 1.00" Lg, 130 psi	17-559
(.453" base) Chrome, 0.75" Lg, 130 psi (Inner mount)	17-560
(.453" base) Chrome, 1.50" Lg, 130 psi (Ford 16" duals)	17-428
(.453" base) Brass, 2.25" Lg, 130 psi (Ford 16" duals)	17-429

Bolt-In Valves - Truck - Large Base (.625")	
Description	TR# (Model)
Brass, 1.13" Hgt, 23° bend, (Radial Commander)	17-500A
Brass, 2.00" Lg	TR500 (17-500T)
Brass, 1.50" Lg	TR501 (17-501T)
OVAL base, Brass, 1.50" Lg	TR501OV (17-501OV)
Brass, 3.13" Lg	TR570 (17-570T)
Brass, 3.38" Lg	TR571 (17-571T)
Brass, 3.75" Lg	TR572 (17-572T)
Brass, 4.38" Lg	TR573 (17-573T)
Brass, 5.00" Lg	TR574 (17-574T)
Brass, 1.13" Lg	TR575 (17-575T)
Nickel, 0.45" Hgt, 4.75" Lg, 90° bend	TR509 (17-509)
Brass, 0.88" Hgt / 4.50" Lg (Tube Repair Valve)	TR1175 (17-522)



Bolt-In Valves - Metric Truck - 9.7mm Base - Alloy Wheels				
Description	TR# (Model)	Height	Length	Angle
Brass, o-ring style	V3-20-5 (17-70MS-27)	1.00"	1.56"	27°
Brass, o-ring style	V3-20-7 (17-80MS-27)	1.00"	2.00"	27°
Nickel, o-ring style	TR544D (17-544D)	0.98"	1.94"	60°
Nickel, o-ring style	TR545D (17-545D)	0.98"	2.60"	60°
Nickel, grommet style	TR555D (17-555D)	0.98"	2.60"	60°



Agricultural Valves	
Description	TR# (Model)
(.625" base) 1.88" Lg, air / liquid valve	TR618A (17-586)
(.812" base), 1.88" Lg, air / liquid valve	TR619A (N-1000)
Core housing - TR618A / TR619A	TRCH-3 (17-587)
(.453"/.625" - Multi-base) Brass, .56" Lg (Inner mount)	17-591

Large Bore Valves - 0.812" Base	
Description	TR# (Model)
Tube repair valve, Brass, 1.38" Hgt / 4.13" Lg	TR1175C (17-635)
Swivel valve, Brass, 1.08" Hgt / 3.13" Lg	TRJ-650 (17-650)
Straight valve, Brass, 1.63" Hgt, w/spud (H-45)	TRJ-670-3 (17-670C)
Straight valve, Brass (H-42)	TRJ-670-2 (17-670)
Tubeless spud, Brass (H-41)	TRSP-2 (17-662)

14-600 TIRE REPAIR CABINET

- Steel cabinet designed to keep your tire repair items organized
- **14-601A:** 14-600 Cabinet with everything needed to get started in tire repair



CHECK WITH YOUR LOCAL WAREHOUSE FOR AVAILABILITY OF SPECIFIC TIRE REPAIR ITEMS

TIRE GROOVERS

- 2 models - for use on tires marked as regroovable
- **Standard model (14-470):** 4 settings, 370 watts max
- **HD model (14-470T):** Unlimited settings, 500 watts max
- 110 volt power
- Blades sold separately



TIRE GROOVER BLADES

- Come in boxes of 20 in an assortment of profiles
- Fit all groovers



Model	Description	Cutting Width (in)	Model	Description	Cutting Width (in)
14-471	#1 Round Blade (R1)	5/64	14-471S	#1 Square Blade (C1)	5/64
14-472	#2 Round Blade (R2)	1/8	14-472S	#2 Square Blade (C2)	5/32
14-473	#3 Round Blade (R3)	13/64	14-473S	#3 Square Blade (C3)	1/4
14-474	#4 Round Blade (R4)	9/32	14-474S	#4 Square Blade (C4)	5/16
14-475	#5 Round Blade (R5)	23/64	14-475S	#5 Square Blade (C5)	13/32

14-956 TIRE DUNKER

- Heavy duty plastic tub, inside dimensions 34" long, 16" deep, 15" wide



MTP, Inc.

39-ED TIRE /TUBE DUNKER

- Air powered dunker for up to 39" diameter tires
- Coated spider rods to protect alloy wheels
- 24" deep poly tub to fit the widest tires
- Muffler/speed control on valve
- Comes with caster kit & drain valve
- Larger model available - **55T** - for use with tires up to 55" diameter; does not come with caster kit or drain valve



Markal®

80220 PAINT STICKS

- White, 3/4" round, case of 12 boxes, 12 sticks per box
- Other colors also available



DONUT STYLE BEAD SEATER

- Helps seat difficult beads
- One-piece rubber tubes that fit over the rim between the bead and the rim flange, making a seal which allows the tire to be inflated
- Models available for both tubeless truck and passenger tires
- **20101:** 14" & 15"
- **20200:** 16.5" & 17.5"
- **20202:** 19.5"
- **20204:** 22.5" & 24.5"



CHEETAH BEAD SEATERS

- The Cheetah bead seaters make seating the most difficult bead not only safe, but simple & fast
- Available in a variety of sizes and constructions to handle ATV tires thru heavy equipment tires
- **Now available with push button discharge on the CH-12, CH-12AL & CH-20AL**



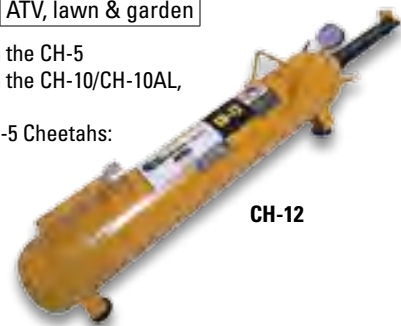
CH-5

Model	Size (gal)	Weight (lb)	Application
CH-5	5	32	ATV thru 24.5"
CH-5AL	5	20	
BS-07	5	32	
CH-12	3	16	
CH-12AL	3	11	
CH-20AL	5	30	Truck - small tractor
CH-10	10	46	
CH-10AL	10	29	Tractor & larger
CH-13AL	13	39	
CH-2	2	19	ATV, lawn & garden



2.106

- **2.106** - Magnum barrel, optional on the CH-5
- **3.106** - Magnum barrel, optional on the CH-10/CH-10AL, standard on the CH-13AL
- Common replacement parts for CH-5 Cheetahs:
 - **1.106** - Pressure gauge
 - **2.102** - Discharge valve
 - **2.103** - Standard barrel
 - **4.103** - Fill valve
 - **5.102** - Safety release valve



CH-12

BB06 BEAD BAZOOKA BEAD SEATER

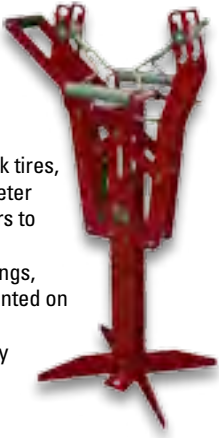
- Lightweight (13 lb) bead seater with pistol grip and push button air release - lets you keep both hands on the tank during use
- 6 liter tank does the work of a larger tank due to faster air discharge
- Application - ATV thru super singles
- Larger models also available:
 - **BB09** - 9 Liter tank
 - **BB12** - 12 liter tank



Branick

**5045
TIRE SPREADER**

- Manual unit handles all passenger and light truck tires, 13" thru 20" wheel diameter
- Includes shock absorbers to cushion tire release, tire rollers with sealed bearings, and inspection light mounted on flexible arm
- Spread hook adjustability enhanced over the 5040 spreader to make low profile tires easier



**Group 31
INCORPORATED**

**14-987
TIRE SPREADER**

- Manual unit handles most passenger and light truck tires
- Includes tire rollers to make it easier to maneuver the tire and find the repair area
- 2 position spread hooks to make working on low profile tires easier
- Clamp on LED light available - **14-921**



ESCO

**90451
TIRE SPREADER**

- Manual unit handles most passenger and light truck tires
- Includes tire rollers & pedal adjustable table tilt to make it easier to maneuver the tire and find the repair area
- Tool tray



Branick

**5120
TIRE SPREADER**

- Air powered unit handles passenger, truck and bus tires up to 22.5" wheel diameter for inspection or repair
- Foot control valve conveniently located at base of machine
- Adjustable light
- Convenient tool tray can be mounted on either side of the tire spreader
- Spread hooks adjust with spring-loaded pins



**90453
TIRE SPREADER**

- Air powered unit handles passenger & truck tires for inspection or repair
- Adjustable spread hooks controlled by a foot actuated control valve
- Includes light & tool tray



90450 TIRE SPREADER

- Manual unit handles most passenger and light truck tires
- Perfect for small shops where you don't have floor space for a stand alone spreader
- Use on your center post machine or get the spreader & rim clamp adapter plate together as **90455** (Not shown)



Branick

LR/eFT TIRE SPREADER

- Air powered unit handles passenger and truck tires from 13" thru 22.5" wheel diameter
- Air operated tire lift
- Adjustable light
- Available without lift as **LR**

Branick

5500 TIRE SPREADER

- Air powered unit handles passenger and truck tires from 13" thru 24.5" wheel diameter
- Air operated tire lift - roll on the table & lift tire; ramp automatically extends & retracts
- Tool tray



Branick

eFTIRE SPREADER

- Air powered full circle unit handles passenger, light truck, truck, bus and tractor tires with 12" thru 28" wheel diameters, and 4" thru 11" cross sections
- Tire can rotate 360 degrees for inspection or repair
- Air-operated tire lift
- Convenient floor mounted controls



AM711 TIRE TRUER

- Trims rubber off the tread to make sure the tire is round and concentric with the center of the wheel
- True a tire in as little as 5 minutes
- Tire diameter range of 18" - 43"
- Automatic blade sharpening
- 115 volt power
- Comes with wheel adapter kit to fit most applications - special adapters available
- Optional automatic cross feed and wheel lift
- Replacement parts:
 - 15005 - Blade
 - 15226 - Sharpening stone



TC-50 TIRE CUTTER (SHOWN)

- Cuts passenger and light truck tires, 17" and smaller, into 4 pieces at a rate of 60 tires per hour
- Available with either 220 volt single phase power, or engine driven with a 9 HP Briggs & Stratton gasoline engine

TC-55 TIRE CUTTER

- Cuts passenger and light truck tires, 17" and smaller, into 4 pieces at a rate of 90 tires per hour - 18" & 19" tires at a rate of 70 tires per hour
- Available with either 220 volt single phase power, or engine driven with an 18 HP Briggs & Stratton gasoline engine



T195 TIRE INSPECTOR

- Allows inspection of tires for leaks or damage that are not mounted on wheels
- Comes with one expandable rim in either 13-16" or 14-17" range
- Extra rims available in additional sizes up to 24.5":
 - 08.410 - 13"-16" x 6.38" wide
 - 08.510 - 13"-16" x 8" wide
 - 09.410 - 14"-17" x 7.13" wide
 - 10.410 - 17"-20" x 8.25" wide
 - 11.410 - 20"-22.5" x 9.0" wide
 - 12.410 - 22"-24.5" x 9.0" wide
 - 13.410 - 20"-22.5" x 11.75" wide
 - 14.710 - 14"-17" x 10.5" wide
 - 172010 - 17"-20" x 10.0" wide
- Air powered





BROWN	A	13/16" - 100 Ft/Lbs
LEMON GREEN	AA	22mm - 80 Ft/Lbs.
ORANGE	B	21mm - 80 Ft/Lbs.
TURQUOISE	BB	21mm - 150 Ft/Lbs.
GRAY	C	3/4"/19mm - 100 Ft/Lbs.
PINK	CC	17mm - 90 Ft/Lbs.
BLACK	D	21mm - 60 Ft/Lbs.
SKY BLUE	DD	21mm - 100 Ft/Lbs.
BLUE	E	3/4"/19mm - 80 Ft/Lbs.
SAFETY PURPLE	EE	22mm - 140 Ft/Lbs.
YELLOW	F	3/4"/19mm - 65 Ft/Lbs.
RED	G	17mm - 80 Ft/Lbs.
BEIGE	GG	1 1/16" - 80 Ft/Lbs.
EVERGREEN	H	17mm - 45 Ft/Lbs.
LIGHT ORANGE	HH	1 1/16" - 100 Ft/Lbs.
WHITE	I	7/8" - 120 Ft/Lbs.
TAN	J	1" - 140 Ft/Lbs.
PURPLE	K	17mm - 110 Ft/Lbs.
APPLE GREEN	L	1" - 170 Ft/Lbs.
BUBBLE GUM	LL	22mm - 175 Ft/Lbs.
GOLD	NN	19mm - 90 Ft/Lbs.
NEON GREEN	OO	13/16" - 75 Ft/Lbs.
AQUA	Q	7/8" - 140 Ft/Lbs.
SALMON	QQ	22mm - 95 Ft/Lbs.
LIGHT BLUE	S	19mm - 55 Ft/Lbs.
SILVER	SS	21mm - 110 Ft/Lbs.
LIME GREEN	TT	15/16" - 135 Ft/Lbs.
DARK PURPLE	UU	14mm - 75 Ft/Lbs.
MAROON	V	1-1/16" - 140 Ft/Lbs.
VANILLA	XX	13/16" - 160 Ft/Lbs.
NAVY BLUE	Y	7/8" - 100 Ft/Lbs.
COOL GRAY	Z	7/8" - 65 Ft/Lbs.

TORQUE STICKS

- Torque wheel nuts to the correct torque the first time, every time, on most makes and models of foreign and domestic cars, light trucks, SUVs and vans
- Avoid over-torquing wheel nuts and prevent wheel and brake damage
- Easy to use and color coded for quick identification
- Designed for use with a 1/2" drive impact wrench
- Available in sets or individually
- **Sets:**

LT-1593: 9 piece set with A, B, BB, C, E, F, G, I & Q sticks, case and color wall chart

LT-1590: 9 piece set with wall rack (no case)

LT-1510: 10 piece set with case - adds "K" stick



LT-1590



LT-1593

TORQUE EXTENSIONS

- Same function as the sticks but with no socket on the end - add your own, and use on multiple size lugnuts
- Torque color codes match the sticks
- Available in sets or individually - sets include case & color wall chart
- Individual sticks also available in 3/4" & 1" drive
- **Sets:**

LT-1450: 4 piece set with C, E, F & I

LT-1460: 5 piece set with C, E, F, I & Q

LT-1470: 7 piece set with BB, C, E, F, I, K & Q



LT-1460

TG6002 WHEEL GAUGE

- Bolt Pattern Checker (One Piece Adjustable)



TG6000C THREAD GAUGE

- Thread checker set for lug nuts and studs
- Contains gauges for: 7/16", 1/2", 9/16", M12x1.25, M12x1.50, M12x1.75, M14x1.25, M14x1.50, M14x2.00
- All gauges attached to a cable



LT-4000 LUG & LOCK REMOVAL KIT

- Contains everything needed to remove most rounded and rusted lugnuts, wheel locks and hubcap locks, where the customer has misplaced the key
- The most complete kit available



LT-4000

LT-4300 3 PC TWIST SOCKET SET

- Set has 2 dual ended twist sockets and an extractor punch for removal of damaged or rounded lugnuts and locks
- Works with 3/4", 19mm, 13/16" & 21mm nuts

LT-4350 4 PC TWIST SOCKET SET

- Same as LT-4300 but with the addition of a twist socket in 17mm

LT-1230 LUGNUT REMOVAL KIT

- Use this set when you need to remove damaged or distorted lugnuts with steel caps
- Flip socket design contains the standard size and an oversize in one piece
- Set includes:

21.0 / 21.5mm socket	LT-1240
18.5 / 19.5 mm socket	LT-1250
22.0 / 22.5mm socket	LT-1260
27.0 / 27.5mm socket	LT-1270
Extraction punch	LT-400-7



STEELMAN PRO

78537 MASTER LUG KEY SET

- 16 piece set of lugnut keys removes most non-standard lugs
- Set contains:
 - 8 spline style sockets - 5, 6, 7 & 12 spline
 - 3 internal hex keys - 9/16", 12mm, 15mm
 - 4 internal star keys - 8, 9, 10 point
 - 1 internal fluted key
 - Plastic case



30120 THREAD SAVERS

- The best way to fix damaged threads - a 30 second solution to an hour-long job; repairs wheel studs without removing the caliper, rotor or stud
- Reusable wrap-around thread chasers restore thread to a like-new condition
- Comes with a plastic carrying case
- Lifetime guarantee
- Includes sizes: 7/16"-20, 1/2"-20, 9/16"-18, 5/8"-18, M12x1.25, M12x1.50, M12x1.75, M14x1.50 & M14x2.00



COMPLETE LINE OF LUG NUTS & WHEEL ACCESSORIES AVAILABLE

96090A SPARE TIRE REMOVAL KIT



- Allows anyone to quickly remove difficult to reach spare tires
- No more digging through your client's vehicle to locate the spare tire removal tools
- Color-coded wall bracket allows user to quickly identify the correct removal tool to do the job



96090A Contents

Model	Head Style	Application
96091	Flat	Late model S10s, Jimmys, Explorers, Blazers, F150s, Expeditions, older Dakota 2wd & McGuard lock systems
96092	Pin	Import Trucks
96093	Hex	Dodge full size and stake bodies, 98-01 full size 4wd
96094	12mm Square	All late model GM, remaining 98-03 Dodge trucks
96095	Std Square	Older Ford trucks
96096	Slotted Square	Dodge Durango, inside the hatch
96097	Bracket	N/A
96098	3/8" Square	New Ford models

97354 1/2" TORQUE WRENCH

- Rubber coated oversized head, designed for tire work
- 25-250 ft lb range
- **Uni-directional - works in clockwise direction only**
- "Clicker" type wrench, with automatic lock in of the torque setting & ratchet head
- Comes with plastic storage case



5776 1/2" TORQUE WRENCH SET

- Set of 5 color coded torque wrenches, preset to the most common values required for lugnuts
- "Clicker" type wrenches
- Set contains:
 - 5776-1: 65 ft lb
 - 5776-2: 80 ft lb
 - 5776-3: 100 ft lb
 - 5776-4: 120 ft lb
 - 5776-5: 140 ft lb
- Plastic storage case
- Wrenches available separately



T68 WHEEL COVERTOOL

- Removes wheel covers quickly and easily without gouging or scratching
- Replaceable rubber head



35440 DEMOUNTTOOL (THE BLUE COBRA)

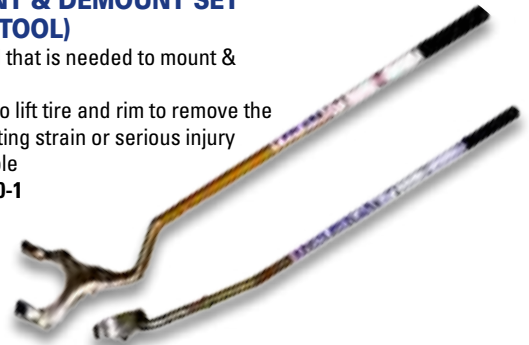


- Demounts truck tires from one side - no need to flip wheel over to get to the bottom bead
- Steel construction with nylon rollers and leather wheel protector to prevent damage to aluminum wheels



TNT100 MOUNT & DEMOUNT SET (THE GOLDEN TOOL)

- This tire tool set is all that is needed to mount & demount a truck tire
- Eliminates the need to lift tire and rim to remove the bottom bead, preventing strain or serious injury
- Demount tool available separately as TNT100-1



90518-100-KIT MOUNT & DEMOUNT SET

- This tire tool set is all that is needed to mount & demount a truck tire
- Eliminates the need to lift tire and rim to remove the bottom bead, preventing strain or serious injury
- Demount tool available separately as 90518-100



33195 MOUNT/DEMOUNT SET

- Specifically designed to handle the stiff sidewalls and beads on 19.5" tires
- Set includes: 2 mount/demount tools, 2 bead holders and a leather wheel protector for aluminum wheels



T67 WHEEL COVERTOOL

- Heavy duty version of the T68
- Replaceable rubber head



COATS®

6450

HD Balancer for Truck Tires

- Wheel diameters of 19.5"-30"
- Max weight capacity - 500 lbs
- Max tire size of 20" wide x 52" diameter
- Cones 2.44" - 6.95" & peg kit
- LED display

2 models:

6450-2D - Auto distance and diameter

6450-3D - Adds auto width measurement

- 220V single or three phase power
- 2" shaft

6450-2DK or 6450-3DK (kit)

also includes:

- 550 hydraulic wheel lift
- Budd wheel adapter



COATS®

6275

HD Balancer for Truck Tires - Hand Spin

- Wheel diameters of 10"-30"
- Max weight capacity - 500 lbs
- Max tire size of 20" wide x 50.5" diameter
- Cones 3.38" - 8.89" & storage tray
- LED display
- Manual data entry
- 115V or 12v DC power
- 40mm shaft
- Manual crank wheel lift



HOFMANN®

980L

HD Balancer for Truck & Passenger Tires

- Wheel diameters of 8"-30"
- Max weight capacity - 500 lbs
- Max tire size of 20" wide x 50" diameter
- Cones 1.63" - 9.00" & peg kit
- Budd wheel adapter
- Quicknut
- LED display
- Auto distance and diameter measurement
- 110V power
- 40mm shaft
- Integral pneumatic wheel lift



Ranger PRODUCTS

RB24T

HD Balancer for Truck & Passenger Tires

- Max wheel diameter of 30"
- Max weight capacity - 400 lbs
- Max tire size of 20" wide x 50" diameter
- Cones 2.00" - 9.00", 10.75" - 11.50" & peg kit
- Quick chuck kit
- HD flange plate kit
- LED display
- 220V single phase power
- 40mm shaft
- Integral pneumatic wheel lift



COATS®

CHD-4730

Tubeless Fleet Style Changer

- 14" - 26" wheels, 30.5" max width, 47" max diameter
- 220V three phase power
- Max weight of wheel assembly - 2800 lbs
- Manual positioning of tool arm and tool head



COATS®

CHD-6330

Tube or Tubeless Changer

- 13" - 27" wheels, 30.5" max width, 63" max diameter
- 220V three phase power
- Max weight of wheel assembly - 3300 lbs
- Manual positioning of tool arm and tool head
- Optional jaw protectors for use with alloy wheels



CORGHI

AG52L

Tube or Tubeless Changer

- 11" - 56" wheels, 38.5" max width, 87" max diameter
- 220V three phase power
- Max weight of wheel assembly - 2200 lbs
- Remote control console
- Tool arm positioning controlled via remote console
- Jaws have plastic inserts to protect alloy wheels



HOFMANN®

4400

Tube or Tubeless Changer

- 14" - 44" wheels, 43" max width, 90" max diameter
- 220V three phase power
- Remote control console
- Manual positioning of tool arm and tool head
- Optional jaw protectors for use with alloy wheels
- Optional clamp extensions for up to 56" wheels



3650



Tubeless Fleet Style Changer

- 16" - 24.5" wheels, 20" max width, 47" max diameter
- 220V single phase power
- Max weight of wheel assembly - 450 lbs
- Comes with star adapter for 22.5" - 24.5" wheels
- Manual positioning of tool arm and tool head



R26FLT



Tubeless Fleet Style Changer

- 14" - 26" wheels, 30.5" max width, 63" max diameter
- 220V single phase power
- Max weight of wheel assembly - 1100 lbs
- Remote control console
- Manual positioning of tool arm and tool head



CHD-9041 / CHD-9043 / CHD-9551

Family of Tube / Tubeless & Agricultural Tire Changers

CHD-9041

- 14" - 46" wheels, 42" max width, 90.5" max diameter
- 220V three phase power
- Max weight of wheel assembly - 3300 lbs
- Remote control console
- Manual positioning of tool arm and tool head
- Optional clamp extensions for up to 56" wheels
- Optional jaw protectors for use with alloy wheels

CHD-9043

- All the features of the CHD-9041 plus:*
- Max wheel width increases to 43", max weight to 3500 lbs
 - Tool arm positioning - controlled via remote console

CHD-9551

- All the features of the CHD-9043 plus:*
- Max width increases to 51", max diameter to 95", max weight to 3970 lbs
 - Tool head positioning - controlled via remote console



5800B / 5800BA / 5800WL

Family of Tube / Tubeless & Agricultural Tire Changers

5800B

- 14" - 58" wheels, 59" max width, 95" max diameter
- 220V three phase power
- Max weight of wheel assembly - 4409 lbs
- Remote control console
- Tool head & tool arm positioning controlled via remote console
- Optional jaw protectors for use with alloy wheels

5800BA

- All the features of the 5800B plus:*
- Boom mounted controls for more flexibility

5800WL

- All the features of the 5800BA plus:*
- Wireless controls - the ultimate in technician positioning
 - Automatic positioning of the mounting tool with the press of a button



70150 SLIDE HAMMER BEAD BREAKER



- Breaks the most stubborn beads with ease
- User fatigue is reduced thru spring action design, which reduces kickback




TG11E FIBERGLASS HANDLE WEDGE (35429)

- 32" long fiberglass handled bead breaking wedge
- **TG11EH:** Replacement handle



T11E WOOD HANDLE WEDGE (35329)

- 30" long hickory handled bead breaking wedge
- **T11EH:** Replacement handle



T45A TUBELESS TIRE IRON (34645)

- 37" long x 3/4" stock



T46A TUBELESS TIRE IRON (34747)

- 36" long x 3/4" stock



T47A TUBELESS TIRE IRON (34847)

- 52" long x 1" stock



TIRE SPOONS

- **T19A:** Straight spoon, 30" long x 11/16" stock (33219)
- **T20A:** Curved spoon, 30" long x 11/16" stock (33220)



LOCK RING TOOLS

- **T23A:** 30" long x 11/16" stock (33223)
- **T27A:** 18" long x 11/16" stock (32128)



T48A HD LOCK RING TOOL (34648)

- 37" long x 3/4" stock



BEAD HOLDERS

- Holds the tire bead in place against the wheel when mounting
- Brass (**31710**) or polymer (**70140**) construction helps prevent wheel damage



31710 - Brass
(sold each)



70140 - Polymer
(sold each)



TC642P- Plain steel
(sold as a pair)



34549 WHEEL SEPARATOR

- Quickly and easily remove stuck or frozen dual steel wheels
- 2 pullers to cover most applications
- Comes with a plastic carrying case
- Limited lifetime warranty



30125 THREAD SAVERS

- The best way to fix damaged, rusted or painted threads on wheel studs, wheel spindles and standard threaded studs in seconds
- Comes with a plastic carrying case
- Lifetime guarantee
- Includes sizes: 3/4"-16RH, 3/4"-16LH, M22x1.5



BUDD NUT WRENCHES

- Wrench holds outer cap nut securely while turning inner nut
- Available in 2 styles:
Esco: Replaceable polymer tail
KenTool: Standard steel one piece unit
- 3 sizes available:
1-1/2" (Esco **60301** / KenTool **TX9**)
35mm (Esco **60302** / KenTool **TX10**)
41mm (Esco **60303** / KenTool **TX12**)



STUD BRUSHES

- Clean studs the easy way before reinstalling the wheel - clean 10 studs in less than 3 minutes
- 5 sizes available to suit most applications:
12 mm (7/16") 13 mm (1/2")
14 mm (9/16") 16 mm (5/8")
22 mm (7/8") 28 mm (1-1/8")
- Replacement brushes available



O-RINGS FOR TUBELESS WHEELS

- For tubeless tires on earthmover, grader, or agricultural equipment
- | | |
|------------------|-------------------------|
| OR-220-TG | Grader, 20" x .25" |
| OR-224-TG | Grader, 24" x .25" |
| OR-25-T | Earthmover, 25" x .25" |
| OR-325-T | Earthmover, 25" x .375" |



-- Other sizes available --

70130 TRUCK WHEEL DOLLY

- Use to lift and position truck wheels for installation
- Rollers to allow wheel rotation to line up studs
- 3" casters for mobility
- 280 lb capacity
- **70132:** Larger version to accommodate super singles, 14" long rollers, 450 lb capacity
- **** See Page 50 for hydraulic and high lift wheel dollies**



HYDRAULIC BEAD BREAKERS

- Used with air/hydraulic pumps to break the bead on large wheels
- Wheel design will determine which breaker is required
- All come with female end of quick connect coupler
- Available as a package with a pump & hose


10590 AIR/HYDRAULIC PUMP

- 2 1/2 quart high density polyethylene reservoir
- Ships full of oil
- Air inlet filter keeps air clean
- All metal air motor
- 10,000 psi hydraulic pressure



10592 AIR/HYDRAULIC PUMP

- 5 quart metal reservoir
- Ships full of oil
- Air inlet filter keeps air clean
- All metal air motor.
- 10,000 psi hydraulic pressure



10500 AIR/HYDRAULIC PUMP

- 3 1/2 quart polyglass reservoir
- Ships full of oil
- Air inlet filter keeps air clean
- All metal air motor.
- 10,000 psi hydraulic pressure
- Fastest pump available



10604 HYDRAULIC HOSE ASSEMBLY

- 8', 10,000 psi hose with half coupler (male)
- For use between pump and hydraulic bead breakers



2220 TIRE CAGE - 2 BAR PORTABLE

- Meets or exceeds OSHA standards
- Folds up when not in use – ideal for service trucks
- Tire capacity - 54" tall x 22" wide



2230 TIRE CAGE - 3 BAR

- Meets or exceeds OSHA standards
- Tire capacity - 54" x 21.5" wide
- 20" long



2240 TIRE CAGE - 4 BAR

- Meets or exceeds OSHA standards
- Tire capacity - 54" x 21.5" wide
- 28" long



70160 MANUAL BEAD BREAKER

- Excellent for working on tire without removing wheel
- Handles 38" and 42" 14-ply farm tractor and backhoe tires with drop-center rims, as well as ATV and lawnmower tires
- Operates with an air ratchet or manual wrench (not included) - **Not for use with an impact wrench**

10101 "COMBI"

- Works on single, two and three-piece truck wheels, including some new style wheels
- Similar to IMT-210
- Not suitable for 5 piece wheels – see 10100 or 10105



10102

- Works on all 3 piece wheels that replace older 5 piece wheels, including the new high flange wheels
- Designed to work on front or back of wheel with no attachments or accessories
- Clamps easily to wheel - no setup time
- Longer feet than the 10101 for better bead engagement



10107

- Works on all 3 piece wheels
- Aluminum construction, lighter weight alternative to the 10102 (32 lb vs 38 lb)



10105

- Works on 5 pc wheels with bead loosening pockets – primarily 25" and 29" wheels
- Compact design fits on backside of most wheels.
- 2.13" stroke / 10 ton ram



10100

- Works on 5 pc wheels with bead loosening pockets, larger version of 10105
- 4.25" stroke / 13.8 ton ram
- Most popular tool for earthmover tires 25" – 51"
- Same as IMT-1800



10106

- Breaks inside bead on outside dual farm tractor tires
- Requires just 3" of operating space between dual tractor tires
- No need to remove outside wheel to change tire on outside dual
- Similar to IMT-300, but with more spread (24" vs 12") and more power (10 ton vs 4 ton)



HYDRAULIC COUPLERS

- 2 common styles:
Screw Together - used on Esco, AME, OTC and Enerpac tools
Quick Disconnect - Parker style, used on IMT tools



Screw Together Style
10606



10605



Quick Disconnect Style
10626



10625

1" TORQUE WRENCHES

- Breakback style - large break angle makes it hard to over torque
- 2 models available
12007.01: 150 - 600 ft lb range, 49" long
12009.01: 200 - 750 ft lb range, 58" long
- Comes with plastic storage case
- Also available in 3/4" drive



JACKS & LIFTING ACCESSORIES

71233A

- 2 ton capacity
- 2.75" - 20.0" range
- Double pump design
- U-joint release valve control
- Foam handle sleeve
- 92 lbs



200T

- 2 ton capacity
- 2.75" - 20.0" range
- Double pump design
- U-joint release valve control
- Foam handle sleeve
- 99 lbs



3003

- 3 ton capacity
- 5.0" - 21.0" range
- Double pump design
- U-joint release valve control
- 101 lbs



HW93652

- 3 ton capacity
- 5.0" - 23.5" range
- U-joint release valve control
- Made in USA
- 107 lbs



BH6036

- 3.5 ton capacity
- 4.0" - 21.5" range
- Quick to Load feature
- U-joint release valve control
- 109 lbs



71335

- 3.5 ton capacity
- 4.0" - 21.4" range
- Double pump design
- U-joint release valve control
- Foam handle sleeve
- 106 lbs



AIR / HYDRAULIC BOTTLE JACKS

5520B

- 20 ton capacity
- 10.5" - 20.0" range
- 6.25" of hydraulic lift, 3.25" extension screw



76320A (SHOWN)

- 20 ton capacity
- 10.88" - 20.50" range
- 6.75" of hydraulic lift, 2.75" extension screw



76720A

- 20 ton capacity
- 8.25" - 14.50" range
- 4.00" of hydraulic lift, 2.25" extension screw

BH2219

- 20 ton capacity
- 9.63" - 18.75" range
- 6.00" of hydraulic lift, 3.13" extension screw



10446

- 20 ton capacity
- 9.63" - 18.75" range
- 5.63" of hydraulic lift, 3.50" extension screw



BH2308

- 30 ton capacity
- 11.00" - 18.13" range
- 7.13" of hydraulic lift



MANUAL BOTTLE JACKS

- Available in 2 to 50 ton capacity

3120

- 5 ton capacity
- 6.0" - 22.5" range
- 56.0" lg x 11.5" wide
- 254 lb



BH6051

- 5 ton capacity
- Air/hydraulic operation
- 5.4" - 27.0" range
- 57.8" lg x 17.0" wide
- 230 lb



71500E

- 5 ton capacity
- 5.6" - 27.2" range
- 62.3" lg x 16.8" wide
- 270 lb
- 1 pump to load using foot pedal



71550E

Adds air/hydraulic operation

3130

- 10 ton capacity
- 7.0" - 23.0" range
- 61.0" lg x 13.0" wide
- 366 lb



BH6011

- 10 ton capacity
- Air/hydraulic operation
- 5.4" - 27.0" range
- 54.8" lg x 20.0" wide
- 441 lb



71000D

- 10 ton capacity
- 6.1" - 27.2" range
- 68.5" lg x 21.0" wide
- 455 lb
- 1 pump to load using foot pedal



71100A

Adds air/hydraulic operation

3135

Adds air/hydraulic operation

72220A

- 20 ton capacity
- 7.2" - 26.2" range
- 71.5" lg x 20.8" wide
- 650 lb



72230A

Adds air/hydraulic operation



81225i



10455

JACK STANDS - 22 / 25 TON

- Pin style with 3/8" steel base
- 81225i: 25 ton capacity (each) 12" - 20" hgt, 3 position, sold as a pair
- 10455: 22 ton capacity (each) 14" - 20" hgt, 3 position, sold each



JACK STANDS - 3 / 6 / 12 TON

- Ratchet style - available in 3 capacities:
 - 81004C: 3 ton (12" - 17 1/2" hgt)
 - 81006D: 6 ton (16 1/4" - 24 7/8" hgt)
 - 81012: 12 ton (19 5/8" - 29 3/8" hgt)
- (Load rating is per stand - sold in pairs)



JACK PLATES

- Essential for safe lifting using bottle jacks
- Available in 20 to 100 ton ratings
- Complies with OSHA 29 CFR 1926.305 relating to blocking for a firm foundation




22 TON AIR/HYDRAULIC AXLE JACKS



565E

- 8.75" - 21.50" range
- 4.75" of hydraulic lift
- 4.00" extension screw
- Includes 0.75", 2.75" & 4" extensions w/ holder



10448

- 9.13" - 21.63" range
- 5.00" of hydraulic lift
- 4.13" extension screw
- Includes 1", 2" & 4" extensions w/ holder



10390

- 8.5" - 21.3" range
- 5.50" of hydraulic lift
- 3.3" extension screw
- Includes 0.75", 2" & 4" extensions w/ holder
- Descent controlled by air and 3 springs
- Weighs only 66 lbs for easy handling



82990C AIR JACK - 10 TON

- Lift range of 17.75" to 29.25" (49.38" using included extensions)
- 3-way heavy duty air valve provides precise control
- Two 8" rubber tread wheels for easy movement
- Removable handle and 8' air hose
- Weight: 178 lbs



HIGHTONNAGE BOTTLE JACKS

- *Air/hydraulic pump and hose required for use - see page 45*
- Lightweight aluminum for easy handling
- Aluminum base plate for a larger footprint and added stability during field use
- 3 models available:
 - 10312:** 55 ton, range 10.5" - 16.5", 33 lbs
 - 10314:** 55 ton, range 14.4" - 24.4", 41 lbs
 - 10300:** 100 ton, range 1108" - 17.0", 55 lbs



12500 CRIB STAND SET

- 3 piece set; 3", 6" & 9"
- Steel construction
- All pieces interlock when stacked; recess in tops made to fit the base plate of 55 ton bottle jacks
- Maximum capacity - 55 tons



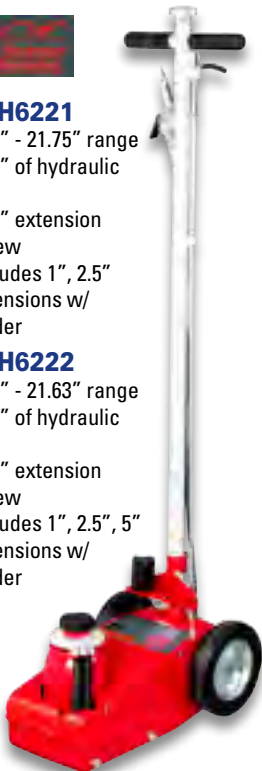
82020 TRUCK RAMPS

- Sold in pairs - 20 ton capacity per pair
- Handles tires with up to 16" tread widths
- Telescopic T-handle extends and lifts up to expose wheels for moving around the shop
- Perforated holes in ramps provide traction
- Non-skid rubber base pad
- **82019:** Narrow version, 10" max tread width



BH6221

- 9.75" - 21.75" range
- 5.63" of hydraulic lift
- 3.88" extension screw
- Includes 1", 2.5" extensions w/ holder



72200D

- 9.00" - 22.00" range
- 4.75" of hydraulic lift
- 4.25" extension screw
- Includes 0.75", 2.25" & 4" extensions w/ holder



14140

- 9.25" - 24.00" range
- 6.00" of hydraulic lift
- 5.00" extension screw
- Includes 1", 2" & 4" extensions w/ holder





1/2 Ton Under Hoist Transmission Jacks												
Brand	Model	Low Hgt (in)	Max Hgt (in)	Ram Stages	Base (in)	Wgt (lb)	Head Tilt (degrees)			Operation	Optional Fuel Tank Adapter	
							Frnt	Rear	Side			
AFF	2158	45.0	71.0	1	23 x 23	103	30	15	n/a	Foot pump	n/a	
AFF	3190B	38.0	73.5	2*	38 x 38	203	42	46	12	Foot pump	3198	
AFF	3192B	38.0	73.5	2*	38 x 38	218	42	46	12	Air/hydraulic & foot pump	3198	
Blackhawk	BH7051	37.8	78.1	2	34 x 36	179	**	**	n/a	Foot pump	BH4080	
Blackhawk	BH7055	36.0	73.0	2	34 x 34	196	**	**	n/a	Air/hydraulic & foot pump	BH4080	
Norco	72500E	35.0	72.0	2	34 x 37	176	42	46	12	Foot pump	72508	
Norco	72550B	35.0	72.0	2	34 x 37	178	42	46	12	Foot pump, double pump	72508	
Norco	72450B	36.0	75.0	2	34 x 34	175	42	46	12	Air/hydraulic & foot pump	72508	
Ranger	RTJ-1100	45.0	72.0	1	24 x 24	120	**	**	n/a	Foot pump	n/a	

* Second stage - capacity is half of rated

** Unit tilts front & rear; range not specified



1 Ton Under Hoist Transmission Jacks												
Brand	Model	Low Hgt (in)	Max Hgt (in)	Ram Stages	Base (in)	Wgt (lb)	Head Tilt (degrees)			Operation	Optional Fuel Tank Adapter	
							Frnt	Rear	Side			
AFF	2195B	38.0	73.5	2*	44 x 44	237	30	15	12	Foot pump	3198	
Blackhawk	BH7101	48.6	77.4	1	43 x 40	306	**	**	n/a	Foot pump	BH4080	
Norco	72700A	45.8	74.3	1	38 x 38	292	45	24	22	Foot pump	n/a	
Norco	72701A	41.3	69.4	1	38 x 38	273	45	24	22	Air/hydraulic & foot pump	n/a	
Ranger	RTJ-1	37.0	73.0	2*	39 x 39	222	**	**	n/a	Foot pump	n/a	

* Second stage - capacity is half of rated

** Unit tilts front & rear; range not specified



BH7011 - 1/2 TON

- Lifting range of 9.0" - 24.75"
- Base size: 15" x 28.75"
- Saddle tilts, front, rear & side
- Shipping weight: 106 lbs

BH7210 - 1 TON

- Lifting range of 7.88" - 33.5"
- Base size: 19" x 39"
- Saddle tilts, front, rear & side
- Shipping weight: 200 lbs



72000EI - 1-1/2 TON

- Lifting range of 7.75" - 36.5"
- Base size: 28" x 45"
- Saddle tilts, front, rear & side
- Shipping weight: 310 lbs
- Imported (USA made model - 72000E)



WHEEL & POWERTRAIN LIFTS



PNEUMATIC WHEEL LIFTS

- Lift tire & wheel assemblies to a the vehicle or balancer with no strain
- Rollers allow tire rotation to get wheel lined up with studs
- Available models:
200 lbs: **Rotary MW200** (shown) or **Quality Stainless LM200**
300 lbs: **Quality Stainless LM350**
500 lbs: **Rotary MW500** or **Quality Stainless LM500** (shown)


3577 WHEEL DOLLY

- Use to remove & install single or dual truck wheel assemblies safely and easily
- 3/4 ton capacity
- Lift range: 2.5" - 10.25"
- Adjustable arms for different wheel combinations
- Safety chain to secure wheel for transport
- Shipping weight: 168 lbs



82302B HIGH LIFT WHEEL DOLLY

- Use to remove or install single or dual truck wheel assemblies safely and easily, even if vehicle is on a lift
- 1/2 ton capacity
- Lift range: 3" - 41.25"
- 7.5" side to side adjustment for precise wheel placement
- Lifting by a 5:1 geared manual winch, tilt alignment by hydraulic jack
- Safety chain to secure wheel for transport
- Made in USA



82999I 10 TON FRAME LIFT JACK

- Designed to lift the entire front end of a vehicle
- Lift range of 12.8" to 44.7"
- Listed capacity is @ 200 psi
- Air operation
- Shipping weight: 792 lbs

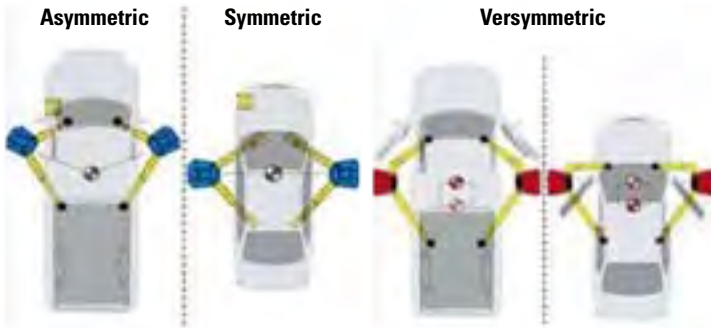


POWERTRAIN LIFTS

- Use to remove or install engines, transmissions or battery packs in vehicles on lifts
- 1250 lb capacity
- Saddle tilts front / rear and to the side
- Air / hydraulic operation
- **Norco 72675:**
Height range: 30" - 77"
Shipping weight - 480 lbs
Can be used with fuel tank saddle **72508**
- **OTC 1585A:**
Height range: 29.5" - 68.5"
Shipping weight - 303 lbs



2 POST FEATURES



Asymmetric: Vehicle is shifted rearward in relation to the columns, which allows more clearance for opening vehicle doors (not available in greater than 10k capacity)

Symmetric: Vehicle center of gravity is centered on the lift columns

Versymmetric & Spot Rite: Standard (non-turned) column lifts with 3 stage front arms that allow vehicles to be lifted symmetrically or asymmetrically

TruMetric: Turned column lift (asymmetric) can also be used as symmetric



Clearfloor



Floorplate

Clearfloor: Most common style, columns have a bar between them at the top where the hydraulic hoses are routed

Floorplate: No upper bar, hoses are routed under a floorplate. Typically used in lifts designed to fit in low ceiling areas

Extended Height Lifts: Available as an option when more overhead clearance between the top of the vehicle and cross bar is needed - does not change the maximum lift height - extension availability varies with lift model and manufacturer - see "Optional Heights" in chart on next page

Shockwave (Rotary): Uses a battery powered system with a larger DC motor to increase lift speed - available on most Rotary 2 posts

Quick Cycle (Challenger): Uses a larger power pack to increase lift speed - available on the CL10 series

Arms: 2 or 3 stage - 3 stage gives more flexibility on vehicle positioning when reaching for the chassis pickup points

Low Profile Arms - Available on Bendpak 10k & 9k lifts - Allows improved access on lowered vehicles - Add "-LP" to the part number



2 Stage

3 Stage

4 POST FEATURES



Closed Front

Open Front

Closed Front: Most commonly used as a general service lift, but also available as an alignment lift - Lift has a support bar across the front making access to the underside of the vehicle a little more inconvenient

Open Front: Most commonly used as an alignment lift, open front offers easier access to the front end of the vehicle

Alignment Lift Packages

When comparing, make sure each package has all of the same components; some manufacturer's packages contain everything needed, others sell partial packages or each item individually



Rolling Jacks

Air/hydraulic power, lifts using a hydraulic cylinder and scissors & slides or rolls along rails for positioning. Made to fit specific lift models; jacks will not interchange between manufacturers (i.e. a BendPak jack will not fit on a Rotary lift). Required for alignment lifts but also very useful for service lifts

Air Line Kits

Allows multiple rolling jacks to be connected to shop air at a single point - no need for a shop air line to each jack



Screw ups w/stack adapters

Screw ups

Flip ups

Lift Pad / Adjustment Types

Screw Up / Stackables: Pad sits on a large threaded rod for fine height adjustments - use with stack adapters for more adjustment

Drop In / Stackables: Fixed height pad - use with stack adapters for more adjustment

Flip Up: Arm has a flip up pad that can be set to different heights

Frame Adapters: Made to fit the chassis of vehicles that have frame rails, and will include a raised lip on the side to help secure the frame - available as an option to use with either Screw Up or Stackable style
* Standard Challenger pads also serve as truck adapters

Frame Adapters



Rotary Style

BendPak Style

VEHICLE LIFTS



XPR10A



E10



SPOA10RA

2 POST LIFTS

	Manufacturer	Model	Style	Arm Stages Frt / Rr	Pad Type	Overall Hgt (in)	Overall Width (in)	Inside Column Width (in)	Drive Thru Width (in)	Optional Heights (in)	Accessories / Notes
10,000 lb Capacity	BendPak	XPR10A ⁴	TruMetric	3 / 2 ⁴	Drop in	145	145 / 132	112 / 99	102 / 89	168	4 - 3" & 4 - 6" spacers
	BendPak	XPR10 ⁴	Symmetric	3 / 2 ⁴	Drop in	145	145 / 132	118 / 105	106 / 93	168	4 - 3" & 4 - 6" spacers
	Challenger	E10	Versymmetric	3 / 2	Screw up	144	132	110	98	168	
	Challenger	SA10 ³	Symmetric	3 / 2	Screw up	143 / 136	135 / 129	113 / 107	99 / 93	167 / 161	
			Asymmetric				138 / 132	107 / 101	94 / 88	167 / 161	
	Challenger	CL10-V3 ⁷	Versymmetric	3 / 3	Screw up	140	144 / 139	115 / 110	105 / 100	164 / 176	
	Forward	I10	Spot Rite	3 / 2	Drop in	143	137 / 131	115 / 109	105 / 99		4 - 1.75", 3.5" & 5" spacers
	Rotary	SPO10 ⁵	Symmetric	2 / 2	Flip up	141	137	114	102	153 / 165	FJ6115 extension set
	Rotary	SPOA10 ⁵	Asymmetric	2 / 2 ⁶	Flip up	141	137	107	95	153 / 165	FJ6115 extension set
Rotary	SPO10RA ⁵	Symmetric	3 / 3	Screw up	141	137	114	102	153 / 165	FJ6197 frame adapters	
Rotary	SPOA10RA ⁵	Asymmetric	3 / 2 ⁶	Screw up	141	137	107	95	153 / 165	FJ6197 frame adapters	
9,000 lb Capacity	BendPak	XPR9 ^{2,4}	Symmetric	3 / 2 ⁴	Drop in	113	145 / 132	118 / 105	106 / 93		4 - 3" & 4 - 6" spacers
	BendPak	XPR9D ^{1,4}	Symmetric	3 / 2 ⁴	Drop in	145	145 / 132	118 / 102	106 / 93		4 - 3" & 4 - 6" spacers
	Challenger	CLFP9 ²	Symmetric	3 / 3	Drop in	121	138	109	98		
12,000 lb Capacity	BendPak	XPR12C	Symmetric	3 / 3	Drop in	170	155	120	106	192	4 - 3", 6" spacers, & frame adapters
	Challenger	E12	Symmetric	2 / 2	Screw up	175 / 166	140	115	103	190 / 199	10315 & 10318 sets
	Challenger	CL12	Symmetric	3 / 3	Screw up	164	142	114	104	176 / 188	10315 & 10318 sets
	Forward	I12	Symmetric	2 / 2	Drop in	177 / 165	151	123	109		4 - 4.5" & 8.5"
	Rotary	SPO12TA ⁵	Symmetric	3 / 3	Screw up	164	137	113	102	176 / 188	4 - 3.5" & 4 - 5" spacers, FJ6197 frame adapters
15,000 lb Capacity	BendPak	XPR15C	Symmetric	2 / 2	Drop in	170	155	120	106	192	4 - 3", 6" spacers, & frame adapters
	Challenger	15000	Symmetric	3 / 3	Drop in	174	155	120	104	198	10315 & 10318 sets
	Rotary	SPO15	Symmetric	2 / 2	Screw up	198 / 180	155	120	106		4 - 5" & 2 - 10" spacers, FJ6197 frame adapters
18,000 lb Capacity	BendPak	XPR18C	Symmetric	2 / 2	Drop in	170	155	120	106	192	4 - 3", 6" spacers, & frame adapters
	Challenger	18000	Symmetric	2 / 2	Drop in	174	155	120	104	198	10315 & 10318 sets
	Rotary	SP018	Symmetric	2 / 2	Screw up	198 / 180	155	120	106		4 - 5" & 2 - 10" spacers, FJ6197 frame adapters

¹ Floorplate models ² Floorplate models w/chain lifting ³ Can be set up as a Symmetric or Asymmetric (turned column) lift ⁴ Also available with 2 stage Low Profile arms - Add "LP" to model
⁵ Also available in Shockwave ⁶ Also available with 3 stage Trio arms ⁷ Also available in Quick Cycle



XPR9



CLFP9

SERVICE LIFTS - 4 POST / SCISSORS

	Manufacturer	Model	Capacity (lb)	Max Wheelbase (in)	Runway Width (in)	Overall Length* (in)	Overall Width (in)	Max Lift Hgt (in)
Closed Front	BendPak	HDS14X	14,000	225	20	271	130	78
	BendPak	HDS14	14,000	187	20	241	130	78
	Challenger	4015XFX	15,000	210	20	272	135	78
	Challenger	4P14XFX	14,000	210	20	272	131	78
	Challenger	4015EFX	15,000	182	20	245	135	78
	Challenger	4P14EFX	14,000	182	20	245	131	78
	Forward	CR14X	14,000	206	20	274	132	78
	Forward	CR14	14,000	182	20	250	132	78
	Rotary	SM14EL2	14,000	215	20	283	132	78
	Rotary	SM14L	14,000	182	20	250	132	78
Open Front	BendPak	HDS014	14,000	195	20	244	143F/130R	78
	Challenger	4015XFO	15,000	210	20	276	142F/135R	78
	Challenger	4015EFO	15,000	182	20	249	142F/135R	78
	Forward	CRO14EL2	14,000	215	20	286	141	78
	Forward	CRO14	14,000	182	20	253	141	78
	Rotary	SM014EL2	14,000	215	20	286	141	78
	Rotary	SM014L	14,000	182	20	253	141	78
	Rotary	SM014S	14,000	158	20	230	141	78
Scissors	Forward	ML11-52	11,000	181	27	252	98	78
	Forward	ML11-46	11,000	157	27	229	98	78
	Rotary	Y12EL1	12,000	189	24	270	88	68
	Rotary	Y12L	12,000	179	24	260	88	68

*Overall length includes approach ramps



SM14
w/optional jacks



CR014



ML11-52



4015EFX



BOLT ON ALIGNMENT KITS

- Turn your service lift into an alignment lift by adding a bolt on kit, turntables & rolling jacks
- Kit available in 5 lengths to fit most lifts
 - DB6000-A:** 205" overall length
 - DB6000-B:** 200" overall length
 - DB6000-C:** 196" overall length
 - DB6000-D:** 186" overall length
 - DB6000-E:** 173" overall length
- 59.5" long slip plate sections (80" long option available)
- Maximum wheelbase for 4 wheel alignment - 135" with standard length slip plates
- Mounting hardware included
- Turntables (shown) are not included, but are available separately in either carbon or stainless steel (kit has 1.5" deep turntable pockets)



HDS-14X

VEHICLE LIFTS



HDS014LSX



CRA14

ALIGNMENT - 4 POST / SCISSORS

	Manufacturer	Model	Capacity (lb)	Max 2 Wheel Align (in)	Max 4 Wheel Align (in)	Max Svc Wheelbase (in)	Runway Width (in)	Overall Length* (in)	Overall Width (in)
Closed Front	BendPak	HDS14LSXE ²	14,000	212	156	225	20	271	130
	BendPak	HDS14LSX ²	14,000	182	156	187	20	241	130
	Challenger	AR4015XAX ¹	15,000	194	158	210	20	272	135
	Challenger	AR4015EAX ¹	15,000	166	158	182	20	245	135
	Forward	CRA14X ⁵	14,000	190	157	206	20	274	132
	Forward	CRA14 ⁵	14,000	166	157	182	20	250	132
Open Front	BendPak	HDS014LSX ²	14,000	182	156	195	20	244	143F/130R
	Challenger	AR4015XAO ¹	15,000	194	158	210	20	276	142F/135R
	Challenger	AR4015EAO ¹	15,000	166	158	182	20	249	142F/135R
	Forward	OR14EL2 ⁵	14,000	209	164	215	20	286	140
	Forward	OR14 ⁵	14,000	176	164	182	20	253	140
	Hofmann	EELR705A ³	14,000	188	158	205	22	270	141
Scissors	Forward	ML11-52A ⁴	11,000	181	173	181	27	252	98
	Forward	ML11-46A ⁴	11,000	157	149	157	27	229	98
	Hofmann	BLA14178 ³	14,000	188	156	196	26	270	93
	Hofmann	EELR709A ³	12,000	165	158	179	23	268	90
	Rotary	YA12EL1 ³	12,000	174	158	189	24	270	88
	Rotary	YA12L ³	12,000	164	158	179	24	260	88

*Overall length includes approach ramps

¹ Alignment lift package comes with stainless steel turntables, 2 rolling jacks and airline kit

² Alignment lift package comes with carbon steel turntables only, **add jacks & airline kit separately**

³ Alignment lift package comes with 2 rolling jacks & airline kit, **add turntables separately**

⁴ Must add bolt-on alignment kit, turntables, jacks & airline kit to standard lift

⁵ Alignment lift package comes with carbon steel turntables, 2 rolling jacks and airline kit



AR4015EAO



BLA14178

4 POST LIFTS - HOMEOWNER / ENTHUSIAST

- Available in multiple configurations; from a narrow single car rack to a rack that will lift 2 cars
- Use for service work in your home shop, or as 2 level vehicle storage
- Units available with 220 or 110 volt power - must specify when ordering

- Broad assortment of accessories to make service work or storage more efficient
- All models are closed front
- Mechanical lock release on Challenger models - no air source required to release the locks



HD9SW



CL4P9X



EFP9



HD9STX

Manufacturer	Model	Capacity (lb)	Max Wheelbase (in)	Runway Width (in)	Width Between Runways (in) ²		Overall Length ¹ (in)	Outside Length (in)	Overall Width (in)	Max Lift Hgt (in)
BendPak	HD9	9000	152	19	37.50	44.38	200	174	110	74
BendPak	HD9ST	9000	152	19	37.50		200	174	100	74
BendPak	HD9STX	9000	176	19	37.50		224	198	100	86
BendPak	HD9XW	9000	176	19	37.50	44.38	224	198	110	86
BendPak	HD9XL	9000	176	19	37.25	44.00	224	198	110	74
BendPak	HD9SW	9000	152	19	37.00	42.00	200	174	202	77
BendPak	HD9SWX	9000	176	19	37.00	42.00	224	198	202	89
Challenger	CL4P9S	9000	155	20	38.00		210	180	113	73
Challenger	CL4P9X	9000	179	20	38.00		234	204	113	85
Challenger	CL4P9W	9000	179	20	38.00		234	204	127	85
Challenger	CL4P7	7000	141	20	38.00		196	166	101	68
Forward	EFP9 ³	9000	175	20	39.25		226	193	133	85

¹ Overall length includes approach ramps

² Use of some accessories may limit range of runway positions, see notes below

³ Lift comes with jack tray, caster kit & drip tray set



Drip Trays

4 POST ACCESSORIES



(bottle jacks not included)

- **Drip Tray Set** - Catches leaks from the upper car
Bendpak - **5700301** (Plastic)
Challenger - **CL4P9DT** (Metal) or **CL4P9DTP** (Plastic)
- **Rolling Jacks** - 4500 lb capacity
Bendpak - **RJ45**, air/hydraulic unit
Challenger - **RJ4.5**, manual unit, add kit **RJ04-PK** to make it air/hydraulic
Forward - **RRJ45**, air/hydraulic unit
- **Jack Trays** - Use with a pair of bottle jacks to lift the end of a vehicle; a lower dollar alternative to a rolling jack
Bendpak - **JP6**: Will work in wide or narrow position, 6000 lb capacity
Bendpak - **JP3**: Works only in narrow position, 3000 lb capacity
Challenger - **CL4PJT**, 4500 lb capacity

- **Caster Kits** - Allows you to move the lift around your shop (when unloaded)
Bendpak - **5210097**
Challenger - **CL4P9CS**
- **Solid Aluminum Deck** - Fill the gap between runways with diamond plate aluminum for drip protection and additional storage (not to be used as a jack tray) - Bendpak only, part number varies with lift
- **Ramp Options** - Extended steel or aluminum ramps (48" - standard is 36")
Bendpak - **5210055**: Extended steel set
Bendpak - **5174705**: Extended aluminum set (not for HD9SW/SWX)
Challenger - **CL4P9ER**: Extended aluminum set

****Aluminum ramps do not hang on the runways and serve as a rear tire stop like standard units**

VEHICLE LIFTS



MR6



LR60

SPECIALTY SCISSORS LIFTS

Manufacturer	Model	Capacity (lb)	Description	Accessories
BendPak	LR5T	10,000	Low rise (23")	8 lift blocks
Challenger	SRM10	10,000	Low rise (22")	4 - 2 position adapters
Forward	10000TL	10,000	Low rise (22")	4 - 3 position adapters + 8 blocks
Rotary	VLXS10	10,000	Low rise (22")	4 - 3 position adapters + 4 blocks
Forward	7000TL	7,000	Low rise (22")	8 rubber lift blocks
Rotary	VLXS7	7,000	Low rise (22")	8 pc pad set
BendPak	LR60	6,000	Low rise (26")	4 rubber lift blocks
BendPak	LR60P	6,000	Portable low rise (26")	4 rubber lift blocks
BendPak	MD6XP	6,000	Portable mid rise (48") swing arm	12 pc adapter set
Challenger	MR6	6,000	Portable mid rise (52") swing arm	8 pc adapter set
Forward	6000MRL	6,000	Portable mid rise (52") swing arm	4 pc adapter set
Challenger	DX77	7,700	Full rise (74")	8 rubber lift blocks
BendPak	SP7X	7,000	Full rise (68")	



SP7X

MOTORCYCLE / ATV LIFTS



1000MCL

- 1000 lb capacity
- Platform size - 93" x 24" (48" wide w/included extensions)
- Air powered lifting to 33"
- Also available with removeable tail as 1000MCLDT



VLXS10



- 3 Models to choose from - 3500 lb (BL-3500) or 5000 lb (BL-5000 / BL-5000XL)
- Available with 110 volt AC power or 12 volt DC power
- Minimum height of 3" (without rubber blocks - 3.5" with thinnest pad)
- Maximum height of 20" (BL-3500), 22" (BL-5000) & 21" (BL-5000XL) - with tallest rubber block
- 2 lock positions to take the load off the hydraulics
- 10 second lift time to max height



RML-1500XL

- 1500 lb capacity
- Platform size - 89" x 30" (102" x 53" w/included extensions)
- Air powered lifting to 45"
- Smaller model also available as RML-600XL



2 POST / 4 POST LIFT ACCESSORIES

2 POST SPACERS /TRUCK ADAPTERS

- **BendPak**
Stackable spacers - each
5746390 (3.0"), 5746395 (6.0"), 5746355 (10.0")
Frame adapters - each - 5215506
- **Challenger**
Stackable spacer sets - 10315
Set of 4 x 3.0", 2 x 6.0" + rack
- **Rotary - for "RA" lifts**
Stackable spacers sets - FJ7880
Set of 4 each 3.5" & 5.0" + rack
Frame adapters - FJ6197 - Set of 4
- **Rotary - flip up extensions**
+ 7 3/8" - FJ6212 - set of 4
+ 9 3/8" - FJ6115 - set of 4 + rack
+ 12 3/8" - FJ6195 - set of 2



92100 WHEEL SUPPORT

- Clamps to the arm of a 2 post lift - allows you to hang the tire/wheel assembly on it while servicing the vehicle - no more lifting to reinstall
- Fits lift arms 3" - 5" wide
- 100 lb capacity
- Sold as a pair
- Rubber coated to protect wheels
- Folds out of the way when not in use
- Includes magnetic parts trays



ROLLING JACKS

Manufacturer	Model	Capacity (lb)	Included Accessories
Challenger	RJ-7.5	7,500	4 x 3" stack adapters
BendPak	RJ-7	7,000	2 x 3" stack adapters
Forward	RR-J70G	7,000	2 ea 3" & 6" stack adapters
Hofmann	RJ-217	7,000	2 ea 3.5" & 5.5" stack adapters
Rotary	RJ7000	7,000	2 ea 1.5" & 3" rubber blocks
Hofmann	EELR510A	7,000	2 x 2.5" stack adapters
Hofmann	EELR512A	6,000	2 x 2.5" stack adapters
Rotary	RJ6000	6,000	2 ea 1.5" & 3" rubber blocks

AIR LINE KITS AVAILABLE TO CONNECT BOTH JACKS TO ONE AIR LINE

REPLACEMENT POWER UNITS

- Available for most 2 & 4 post lifts - in either OE or aftermarket (SPX) versions
- Fitment of aftermarket units may require minor modification to hoses or fittings
- Includes motor, hydraulic unit and reservoir
- Lift model and serial number required to determine proper replacement unit



ALIGNMENT TURNABLES

- Available for most alignment lifts - in either OE or aftermarket
- Dimensions of turntable pocket required to insure proper fit (L x W x H)
- Stainless steel or carbon steel



LIFT SERVICE PARTS

- Available for most professional brand lifts - call with the model and serial number of the unit
- Rubber pad sets
- Cables
- Pulleys
- Hoses
- Air / Hyd Pumps





- Hofmann imaging alignment systems are available fully loaded with features & premium software, or with standard software - load up with all the options you want or as few as you need
- Pro42 Premium Software Features
 - Cross Diagonal Measurement** - Helps diagnose possible collision damage & identify frame or structural related issues
 - Rolling Radius Measurement** - Steering pull can result if tire diameters vary too much
 - Modified Vehicles Capability** - Easier alignment on vehicles that have been raised or lowered, where just following OE specs will not do it
 - EZ Access Software (670XD)** - Allows wheels-off alignment for vehicles where tire size or body style makes adjustments difficult
 - Ride Height Measurement (Std 790 & 680XD / Optional 670XD)** - Easily measure / verify vehicle ride height

- Standard system features:

Wheel clamps (13-20" inside / 15-22" outside)	Color printer
4 wheel targets	Brake pedal depressor
Mobile steel cabinet (except 600)	Steering wheel holder
2 camera / sensor assemblies	Setup and training
- Camera boom options: (Choose One - 680XD - 670XD / 650XD / 650)
 - EAA0321J01A:** Fixed position camera boom tower
 - EAA0353J73A:** Tilt camera boom tower
 - EAA0321J19B:** Multi-level camera boom tower
- Optional Accessories
 - Ethos Plus Scan Tool - EAK0284B11A - (790 / 680XD / 670XD / 650XD)** - Allows reset of some steering angle sensors from the alignment console
 - Drive-On Camera Aid - EAK0289J91A - (680XD / 670XD / 650XD)** - Makes positioning the vehicle on the lift a one man job
 - VIN Code Reader - EAK0289J86B - (790 / 680XD / 670XD / 650XD)** - Scans the VIN code - eliminates the possibility of errors by manual data input
 - Ride Height Target Kit - EAK0256J71A - (670XD)** - For use in verifying vehicle ride height
 - Alloy Quick Clamp Kit - EAK0268J63A** - Clamps the target to the wheel with less risk of scratching - actual attachment and holding done from the outside of the tire - the regular clamps are used for location only
 - Clamp Extensions - EAK0268J62A** - Increase maximum clamping diameter to 28"
 - AC400 Clamps - EAK0277J14A - (680XD / 670XD)** - Attach the target to the tire instead of the wheel to minimize potential for wheel damage - Requires a unit with premium Pro42 software



GEOLINER 790

- Pro42 Premium software & 24" LCD display
- Automatic camera positioning - cameras track the targets and move to the correct height
- Ultra high resolution (XD) targets & cameras
- AC400 clamps - clamp to the tire, not the wheel
- Wireless connection between cameras & cabinet
- Toolbox style cabinet
- Remote control
- Ride height target kit



GEOLINER 680XD

- Same software and features as the 790 except:
 - Standard style camera boom
 - AC200 clamps standard, AC400 (shown) optional



GEOLINER 670XD

- Pro42 Premium software & 22" LCD display
- Ultra high resolution (XD) targets & cameras
- Toolbox style cabinet
- AC200 clamps standard, AC400 (shown) optional



GEOLINER 600

- Pro32 software & 19" LCD display
- Space saver configuration - no rolling cabinet
- Everything mounts on the camera boom tower



Geoliner 650XD

GEOLINER 650XD

- Pro42 software & 19" LCD display
- Ultra high resolution (XD) targets & cameras

GEOLINER 650

- Pro32 software & 19" LCD display

Geoliner 550



GEOLINER 550

- Pro42 software & 19" LCD display
- Hybrid imaging system - no boom required
- Cameras mount on the rear wheels / targets on the front
- Data is transferred from cameras to console via Bluetooth

GEOLINER 500

- Pro32 software & 10" display laptop
- Hybrid imaging system - no boom required
- Cameras mount on the rear wheels / targets on the front
- Data is transferred from cameras to console via Bluetooth
- Limited warranty



AMMCO BRAKE LATHE ADAPTER KITS



900001 ("A" kit): 18 pcs, 1.84" - 3.30"
For most automotive applications



900002 ("B" kit): 21 pcs, 1.84" - 3.85"
For automotive to 1/2 ton truck

AMMCO BRAKE LATHES

- Ammco brake lathes have long been the standard of the industry for disc and drum resurfacing
- Large selection of options and accessories allow turning of almost everything you might run into
- All models shipped bare - an adapter kit must be ordered with each unit

4000B

- 2 spindle speeds & 2 feed rates allow fine tuning of the process
- Comes standard with negative rake inserts - **6914-10**; positive rake toolholders available as an option
- 100 lb rotor/drum capacity - optional larger arbor set upgrades it to 200 lbs

4100

- 2 spindle speeds & 2 feed rates allow fine tuning of the process
- Comes standard with negative rake inserts - **6914-10**
- 100 lb rotor/drum capacity - optional larger arbor set upgrades it to 200 lbs
- Increased rotor thickness (4" vs 1.88"), drum depth (9.88" vs 6.88") and rotor diameter capability (19" vs 14.5") over the 4000B

4000E

- 3 spindle speeds with shift on the fly capability & electronically controlled variable feed rate allows for the ultimate in fine tuning
- Comes standard with positive rake inserts - **7681-10**
- 100 lb rotor/drum capacity - optional larger arbor set upgrades it to 200 lbs

4000SP

- Single spindle speed & feed rate
- Comes standard with positive rake inserts - **7681-10**
- 100 lb rotor/drum capacity - optional larger arbor set upgrades it to 200 lbs



2500 BENCH

- Includes backboard & chip trays



900003 ("C" kit): 31 pcs, 1.84" - 5.50"
For automotive to 1 ton truck



900006 ("E" kit): 15 pcs, 2.13" - 5.75"
Double chuck set, for automotive to 1 ton truck

CARBIDE INSERT BASICS

Negative Rake Insert

Both sides are usable for more cutting surfaces (6 per triangle insert); does not cut as smoothly as positive rake



Positive Rake Insert

Only one side is usable; insert can't be flipped to use the bottom edges (3 cutting edges per triangle insert)

CARBIDE INSERTS - 10 PACKS

- **6914-10:** Negative rake, triangle (Ammco)
- **6918-10:** Positive rake, triangle, .017"R (Ammco)
- **7681-10:** Positive rake, triangle, .032"R (Ammco)
- **433796:** Positive rake, triangle (Accuturn)
- **90488:** Positive rake, triangle (FMC/JBC/Hofmann)
- **221-626-3:** Positive rake, round (Hunter)
- **221-640-3:** Positive rake, triangle, .015"R (Hunter)
- **50-742:** Positive rake, triangle (ProCut)



41412 DOUBLE CHUCK SET

- Eliminates the need for cones
- Handles most hubless drums & rotors thru 1 ton
- Set has double chuck, 4 adapters & chuck key



900007 ("F" kit): 20 pcs, 2.13" - 5.75"
Double chuck set, for automotive to 1 ton truck
Contents of "E" kit + cross feed extension & additional adapters

ON THE CAR BRAKE LATHES

- Save time and money by turning rotors on the car
- Easy setup with a single spindle speed, single feed rate and positive rake tooling
- Choose from adapter sets that give you the coverage you need, as well as a broad selection of specialty adapters:
- **6 Adapter set (50-6ADP)** - 4, 5 & 6 lug adapters for vehicles up to 1/2 ton truck plus import truck adapter
- **8 Adapter set (50-8ADP)** - Adds 8 & 10 lug adapters for 3/4 & 1 ton truck, as well as a dually adapter
- Both units come with a 4 caster trolley
- Upgrade packages available:
 - **G2X** - Adds live digital readout to the cutting head
 - **GYR** - Adds bar code scanning to provide rotor specs for the job & generates repair reports - requires G2X upgrade (**End user must purchase this option direct from the factory**)
- On site & online training available

PFM-9.2

- Standard on the car lathe
- Sold bare - Or buy as a package with an adapter set and accessory kit
- 1 year warranty

A10 WARTHOG

- Heavy duty version of the PFM-9.2, with more start up torque, beefier castings & internals
- Sold bare - Choose an adapter set above
- 2 year warranty



8 Adapter Set (50-8ADP)



Accessory Kit (50-ACC)



A10 Warthog



EVAPORATIVE COOLING UNITS

- Works where traditional air conditioning is not practical; lowers ambient temperature by an average of 20 degrees
- Inexpensive to operate and environmentally friendly (110 volt electrical & tap water)
- One piece molded plastic housing - no leaks
- Units sized to fit through standard door openings and are completely portable
- Garden hose (3/4") connection supplies water
- Units available with 500 - 4000 sq ft cooling capacity



Model	Blade Dia (in)	# of Speeds	Tank Capacity (gal)	Cooling Capacity (sq ft)	CFM Output	Dimensions H x W x D (in)	Weight (lbs)
48-2K482S	48	2	40	4,000	Up to 20,000	86x74x36	345
36-HR3600	36	Variable	67	3,500	14,500	77x74x35	270
36-2K36HPVS	36	Variable	32	2,650	Up to 10,100	67x62x32	200
36-2K363S	36	3	32	2,500	Up to 9,600	67x62x32	205
36-2K361S	36	1	32	2,500	9600	67x62x32	205
24-JS2400	24	Variable	48	2,000	Up to 7,500	72x55x28	200
24-2K24HPVS	24	Variable	14	1,800	Up to 6,700	53x50x25	155
16-JS1600	16	Variable	42	1,000	Up to 4,000	59x37x25	109
16-163SVT	16	3	42	900	Up to 3,900	59x38x23	130
2KCYC01	Centrifugal	2	16	700	Up to 3,000	38x29x25	100
2KCYC02	Centrifugal	2	10	500	Up to 2,000	31x24x25	61





992 WORK BENCH

- 1750 lb capacity - 10 gauge top
- 1 - 12 gauge shelf (550 lb capacity)
- 2 lockable drawers w/ball bearing slides
- 59" long x 25" deep
- Powder coated



994 TEARDOWN TABLE

- 1000 lb capacity - 10 gauge top
- 4" locking casters
- 1 shelf, 1 drawer & removable fluid catch
- 48" long x 31" deep
- Powder coated



990 WORK BENCH

- 1750 lb capacity - 10 gauge top
- 2 - 12 gauge shelves (550 lb each)
- 79" long x 25" deep
- Powder coated



3904 HYD LIFT CART

- 1100 lb capacity
- Foot pedal operated
- 32" long x 19.5" wide
- Lifts from 11" to 36"



31510 6" GRINDER

- 1/2 hp ball bearing motor
- 1/2" arbor
- Work light
- Adjustable tool rests & eye shields
- Comes with 2 wheels (3/4" wide)



31520 8" GRINDER

- 3/4 hp ball bearing motor
- 5/8" arbor
- Work light
- Adjustable tool rests & eye shields
- Comes with 2 wheels (1" wide)



BB-1 PIPE BENDER

- Manual control pipe bender with leg operated controls to keep your hands free
- Quick release tooling minimizes time to change dies
- Includes dies for 1.5", 1.75", 2", 2.25" & 2.5" tubing; optional 3" die sets available - **300-1** or **300-2**
- End finishing tooling & expander dies also included
- **BB-2:** Adds 1.88" die set
- Semi-Automatic & Automatic models also available



31500



31500 GRINDER STAND

- Adjustable height from 28" - 36"
- 12 1/4" x 10" steel table top, slotted for easy grinder installation



31501 GRINDER STAND

- 32" table height
- 12 1/4" x 10" steel table top, slotted for easy grinder installation



31501



RTB-13DC TOOL CABINET

- 13 drawers
- Ball bearing slides
- Comes with drawer liners
- Powder coated
- 42" wide x 19" deep x 40" high
- 5" diameter x 2" wide urethane casters



RTB-8DT TOOL CHEST

- 8 drawers
- Ball bearing slides
- Comes with drawer liners
- Powder coated
- 41.5" wide x 18.5" deep x 17.5" high





RCD-1500 GOCARTS

- Makes it easy to move non-running vehicles - no jacks required
- Slip under the tires, lift using the foot pedal, and move
- Sold in pairs
- Capacity: 1500 lbs each (3000 lbs / pair)
- 4" ball bearing casters
- Maximum tire width of 12", maximum diameter of 28"
- Stand to hold 4 units available as **RCD-1500STAND**



RCD-1TD AUTO DOLLIES

- Makes it easy to move non-running vehicles
- Sold in pairs
- Capacity: 1000 lbs each
- 3 1/2" ball bearing casters



6575 HUB & ROTOR PULLER SET

- The Hub Grappler lets you service hubs or bearings without removing the steering components or knuckle, eliminating the need to realign the vehicle
- Application / instruction guide included for vehicles thru 2009
- Set comes in a plastic storage case
- Hydraulic kit (**6575-3**) available as an option to make the job even easier

VISION 100 HEADLIGHT AIMER

- Approved for all state inspection programs
- Easy to use - square the unit to the vehicle using lasers, then, based on arrow prompts on the LCD screen, move to find the optical center of the lens
- Rechargeable battery w/charger and track included



7600 STRUT COMPRESSOR

- The 7600 can handle the heaviest coil-over shocks like the Ford F-150, Toyota RAV-4 & Chevy Camaro without need for additional adaptors
- Fits springs from 3.5" to 11.5" in diameter
- Easy access to the spring and longer handles for extra torque
- Optional bench mount (**761**) and mobile cart mount (**764**) available



31400 PARTS WASHER

- 40 gallon capacity
- 50 GPH pump
- 45" wide x 21 1/4" tank



RS-500 PARTS WASHER

- Automatic parts washing using heated water based solution
- 500 lb capacity turntable w/parts tree
- Inside dimensions: 43" x 32" x 32"
- 50 gallon tank - 70 gpm pump
- 12 gauge steel construction
- Cycle timer
- Automatic oil skimmer
- Comes with 20 lbs of soap
- Larger model available - **RS-750** - same features except 1000 lb capacity and inside dimensions of 54" x 32" x 32"



RP-20FC FILTER CRUSHER

- 10 tons of air powered crushing pressure
- 20 second crush time
- Crushes to 25% of original size / removes 95% of the oil
- Dimensions: 30" high x 17" x 17"
- Opening for filters: 11" high x 8" x 8"
- Optional bolt-on stand: **RP-20FCS**





812 PRESS - 12 TON

- Bottle jack style with arbor plates
- 6.75" stroke
- 7 sets of holes for height adjustment of the bed
- Shipping weight: 112 lbs



RP20T PRESS - 20 TON

- Bottle jack style with arbor plates
- 8.0" stroke
- 7 sets of holes for height adjustment of the bed
- Shipping weight: 208 lbs



BH8202 PRESS - 25 TON

- Ram style with arbor plates
- 6" stroke
- 8 sets of holes for height adjustment of the bed
- Shipping weight: 272 lbs



834 PRESS - 35 TON

- Ram style with arbor plates
- 2 speed manual pump + air/hydraulic operation
- 6.5" stroke
- 7 sets of holes for height adjustment of the bed
- Shipping weight: 312 lbs

PRESSES AVAILABLE UP TO 100 TON CAPACITY



57KIT6 PRESS ACCESSORY SET

- For use with presses up to 50 tons
- Set contains:
2 press plates, 14" x 3" x 1"
3 punches, 1/2", 1" & 2"
1 bearing shield



8075 - 11 pc set - (1" - 2 1/2" dia)



8076 - 6 pc set - (2 5/8" - 3 1/2" dia)



STEP PLATE SETS

- Necessary for pulling and installing bearings, gears or other parts found on hollow shafts or housings



3944 5" VISE

- 5" jaw opening
- 30,000 psi gray iron
- 33 lbs



3948 6" VISE

- 6" jaw opening
- 30,000 psi gray iron
- 64 lbs



9306 6" VISE

- 7" jaw opening
- 30,000 psi gray iron
- 56 lbs



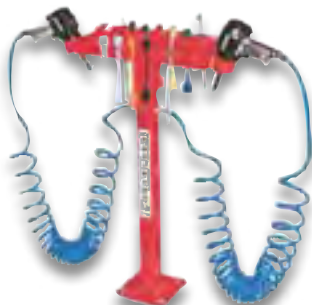
746 6" VISE

- 5.75" jaw opening
- 30,000 psi ductile iron
- 64 lbs



50002 TIRE TOOL STATION

- Keeps tire installation equipment organized - impact guns, sockets & torque sticks located on one stand
- Includes 2 - 50041 coil hoses



676 6.5" VISE

- 5.5" jaw opening
- 30,000 psi ductile iron
- 43 lbs



3943 8" VISE

- 8" jaw opening
- 30,000 psi gray iron
- 65 lbs

COLLISION REPAIR KIT - 4 TON

- Available with cast nodular iron or forged steel adapters
- **904004B** - (shown) Forged adapters
- **904005** - Cast adapters
- Kit contains:
 - Plastic carrying case
 - 10,000 psi pump
 - 6' hose
 - 4" stroke ram
 - Wedge ram (1/2 ton)
 - Extension tubes (4", 8", 12", 16")
 - Tube connector
 - Serrated saddle
 - Rubber head
 - Wedge head
 - Ram toe
 - Plunger toe
 - Rubber faced flat base
 - 90 degree "V" base



COLLISION REPAIR KIT - 10 TON

- Available with cast nodular iron or forged steel adapters
- **910005B** - (shown) Forged adapters
- **910006** - Cast adapters
- Kit contains:
 - Wheeled plastic case
 - 10,000 psi pump
 - 6' hose
 - 6" stroke ram
 - Wedge ram (1/2 ton)
 - Extension tubes (5", 10", 14", 19")
 - Tube connector
 - Serrated saddle
 - Rubber head
 - Wedge head
 - Ram toe
 - Plunger toe
 - Flat base
 - 90 degree "V" base



COLLISION REPAIR KIT - 20 TON

- Forged steel adapters
- Kit **920020** contains:
 - 2 steel cases
 - 2 speed 10,000 psi pump
 - 5' hose
 - 5" stroke ram
 - Extension tubes (2 x 3", 5", 10", 20", 27.5")

- Threaded couplers (3x)
- 3.5" saddle (2x)
- 6.5" base (2x)
- Toe lift
- Wedge head
- "V" head




S3T425 1/2" TORQUE WRENCH

- 25-250 ft lb range
- "Clicker" type wrench with ratchet head
- Comes with plastic storage case
- Imported



97355 3/4" TORQUE WRENCH

- 100-600 ft lb range
- "Clicker" type wrench, with automatic lock in of torque setting and ratchet head
- Comes with plastic storage case




S3T660 3/4" TORQUE WRENCH

- 100-600 ft lb range
- "Clicker" type wrench with ratchet head
- Comes with plastic storage case
- Imported



67000 TORQUE WRENCH CHECKER

- Regular verification of torque wrench accuracy will prevent surprises and torquing errors
- For use with all 1/2" drive torque wrenches
- Range: 0-180 ft lbs
- Accuracy: +/- 2%



UNDER HOIST SUPPORT STANDS



- 81034A**
- 3/4 ton capacity
 - 55.25" - 81.5" range via Acme screw
 - Foot pedal provides 1" additional stroke
 - Available without foot pedal as **81033A**



- 81036A**
- 1 ton capacity
 - 56.25" - 94.38" range
 - 16" hydraulic travel
 - Pin adjustments every 2.5"
 - 3" diameter wheels



- 3233A**
- 2 ton capacity
 - 66.5" - 73" range via Acme screw

SERVICE REMINDER LABEL PRINTER



- Keep your customers coming back
- Includes 1 ribbon and keyboard
- 24 templates included in the system
- Use with generic labels (shown) or custom labels with your logo
- Generic labels available in 2 styles, in either white or clear, 500 per roll



**Generic Style
Shown
Custom Labels
Available**



PROTECTIVE SEAT COVERS

SC500TB

- 0.5 mil thick plastic cover, 500 per roll
- Slip-N-Grip construction grips the seat

SC250P

- 0.7 mil thick plastic cover, 250 per roll
- Premium unit for maximum coverage



LOADED DISPENSER RACK

- Mobile vehicle protection dispenser rack
- Locking casters
- Spring loaded stops for rolled products
- Includes a startup kit with:
 - SC250P seat cover** – roll of 250
 - TB250STD tire bag** – roll of 100
 - FM500PL floor mat** – roll of 500
 - FM1000FP60# floor mat** – box of 500
 - WC500SHOWER wheel cover** – box of 250
- **Parts bag** – roll of 500



FLOOR MATS

FM1000FP60#

- Standard strength - Generic message
- 60# paper, 17" x 22" - 1000 per box

FM500WS-80

- Wet HD strength - Generic message
- 80# latex, 17" x 22" - 500 per box

FM500PL

- Plastic Slip-N-Grip - Generic message
 - 2.0 mil thk, 16.5" x 21" - 500 per roll
- Custom printing available*



TIRE BAGS

Protect the interior of your customer's car when they want to take old tires home or buy carry out. Tire bags come in 2 sizes:

TB250HD Heavy Duty Tire Bags

- 1.0 mil thick plastic bag, 250 per roll
- Size - 33" x 6" x 44", White

TB250STD Tire Bags

- 0.8 mil thick plastic bag, 250 per roll
- Size - 24" x 12" x 40", White



WOH-25 WORK ORDER HOLDER

- 10.5" x 14.5"
- Top entry with handle
- 25 per box



TL500G TIRE LABELS

- Adhesive backed
- Roll of 500, 3" x 6"



NITRILE DISPOSABLE GLOVES

- 100 per box / 10 boxes per case
- 2 grades
 - Medium duty - 4 mil thickness, blue, powdered (Medium: **AS302** / Large: **AS303** / X-Large: **AS304**)
 - Heavy duty - 6 mil thickness, black, non-powdered (Medium: **AS602** / Large: **AS603** / X-Large: **AS604**)



SAFETY GLASSES

- Meets ANSI Z87.1 standards
- Wrap around lenses
- **EOB10S**: Nylon bayonet style frame
- **EKB10S**: Nylon standard style frame



TIRE STORAGE RACKS

- Racks come in 2 styles:
 - Single entry:** mounts against the wall - access from one side
 - Double entry:** freestanding - access from both sides
- Support bar height is adjustable
- Starter racks include 2 ends and support bars
- Adder racks include 1 end and support bars
- Wall mounting hardware included with single entry racks



Starter Tire Rack				Adder Tire Rack			
Single Entry Tire Rack							
Model	No. of tiers	No. of tires*	Size WxDxH	Model	No. of tiers	No. of tires*	Size WxDxH
R2-2SES	2	16	5' x 1' x 5'	R2-2SEA	2	16	5' x 1' x 5'
R2-3SES	3	24	5' x 1' x 7'	R2-3SEA	3	24	5' x 1' x 7'
R2-4SES	4	32	5' x 1' x 10'	R2-4SEA	4	32	5' x 1' x 10'
R2-5SES	5	40	5' x 1' x 12'	R2-5SEA	5	40	5' x 1' x 12'
R2-6SES	6	48	5' x 1' x 15'	R2-6SEA	6	48	5' x 1' x 15'
Double Entry Tire Rack (R2-4DES Shown)							
Model	No. of tiers	No. of tires*	Size WxDxH	Model	No. of tiers	No. of tires*	Size WxDxH
R2-2DES	2	32	5' x 3'6" x 5'	R2-2DEA	2	32	5' x 3'6" x 5'
R2-3DES	3	48	5' x 3'6" x 7'	R2-3DEA	3	48	5' x 3'6" x 7'
R2-4DES	4	64	5' x 3'6" x 10'	R2-4DEA	4	64	5' x 3'6" x 10'
R2-5DES	5	80	5' x 3'6" x 12'	R2-5DEA	5	80	5' x 3'6" x 12'
R2-6DES	6	96	5' x 3'6" x 15'	R2-6DEA	6	96	5' x 3'6" x 15'

*Tire quantity depends on tire size



1278 TIRE DISPLAY

- 2 Tier, 4 caster unit with sign bar
- Fits up to 10 tires per tier
- Shown with optional locking bar & sign



1278 TIRE DISPLAY

- 2 Tier, 2 wheel unit with sign bar
- Fits up to 10 tires per tier
- Shown with optional sign
- Use the 1898 tote jack for easy movement around the shop or lot



1898 TOTE JACK

- For moving tire displays 1278 & 1804
- All-steel, welded construction
- Gloss black weather-resistant baked enamel finish
- Heavy-duty 10" ball bearing wheels

1804 TIRE DISPLAY

- 3 tier, 2 wheel (16" pneumatic) unit
- Fits up to 10 tires per tier
- Shown with optional sign & sign bar
- Use the 1898 tote jack for easy movement around the shop or lot
- UPS shippable



Branick

TC400 TIRE CART

- Foot-operated lever adjusts arms to handle 23" thru 35" diameter tires
- Gas spring automatically closes the arms that grip the tires - all you have to do is push down on the pedal, slide the cart into the stack of tires, and release the pedal
- Semi-pneumatic tires

MTP, Inc.

EZ-1FT TIRE CART

- Handles 23" thru 36" diameter tires
- Foot pedal actuated positive lock
- Semi-pneumatic tires





affjaxx.com



ameintl.net



ammcoats.com

ASSOCIATED

associatedequip.com



bartecusa.com



bendpak.com



shinnfuamerica.com



branick.com



centraltools.com



challengerlifts.com



cp.com/usen



ammcoats.com



compressed-air-systems.com



corghiusa.us



counteractbalancing.com



imiproducts.com



esco.net



flodynamics.com



31inc.com



haltec.com



haweka-usa.com



hofmann-usa.com



ingersollrandproducts.com



johndow.com



kentool.com



lttools.com



servicesolutions.mahle.com



movittire.com



nitrofill.com



norcoindustries.com



otctools.com



perfectequipment.com



port-a-cool.com



procutusa.com



qsonline.com



bendpak.com



readylift.com



redlinedetection.com



robinair.com



rematirtop.com



rotarylif.com



schrader-bridgeport.com



slipngrip.com



steelmantools.com



tsissg.com



warrensteel.com



wpss.com



whtknight.com



LIFT & LEVELING KITS

- Available for most trucks & suspension styles - level your current suspension setup, or raise it up for more tire clearance
- Everything from complete vehicle kits, to strut extensions, coil spring spacers, torsion keys & leaf spring lift blocks
- Easy to install and remove if you decide to return the vehicle to stock condition

Coil Spring Spacers



SST Lift Kits



Strut Extensions



Leaf Spring Block Kits



HELPER SPRINGS

- Additional springs improve towing capability and decreases vehicle sag
- Helps prevent excess swaying during turns and in the wind

